




**RESOLUTION 06-02-2016**  
**ADOPTION OF THE FINAL FY2016/2017 BUDGET**


**BE IT HEREBY RESOLVED:**


**SECTION 1:** The attached documents represent the Final Budget for Santaquin City Corporation for the Fiscal Year 2016/2017.

**SECTION 2:** This Resolution shall become effective upon passage.

Approved on this 15<sup>th</sup> day of June, 2016.

  
\_\_\_\_\_  
Kirk F. Hunsaker, Mayor

  
\_\_\_\_\_  
Susan B. Farnsworth, City Recorder





# ANNUAL BUDGET 2016-2017

275 WEST MAIN STREET  
SANTAQUIN, UTAH  
(801) 754-3211  
[www.santaquin.org](http://www.santaquin.org)



# SANTAQUIN CITY ANNUAL BUDGET

FOR THE FISCAL YEAR

JULY 1, 2016 – JUNE 30, 2017

**KIRK F. HUNSAKER**

MAYOR

**KEITH E. BROADHEAD**

COUNCIL MEMBER

**DAVID S. HATHAWAY**

COUNCIL MEMBER

**NICHOLAS P. MILLER**

COUNCIL MEMBER

**AMANDA S. JEFFS**

COUNCIL MEMBER

**MARIANNE STEVENSON**

COUNCIL MEMBER

**BENJAMIN A. REEVES**

CITY MANAGER

## MISSION STATEMENT

The mission of Santaquin City is to provide for a high quality of life for people who live and work in Santaquin City; by providing guidelines and standards that ensure the orderly and balanced distribution of growth, sound fiscal and economic investment and preservation of the open and rural environment in a clean attractive physical setting.



SANTAQUIN CITY  
2016-2017 APPROVED BUDGET

---

TABLE OF CONTENTS

	<u>Page</u>
Budget Message	6
Santaquin City Community Profile	7
Location	8
History	8
Santaquin Area Map	9
General Statistics	12
Budget Overview Section	17
Overview of Santaquin City Accounting Structure	18
<i>Basis of Accounting</i>	18
<i>Fund &amp; Fund Types</i>	18
<i>Governmental Funds</i>	19
<i>Proprietary Funds</i>	20
<i>Budgetary Fund Chart</i>	21
Supporting Entities – Municipally Controlled	22
Community Development Area (CDA)	22
Special Service District for Road Maintenance (SSD)	25
Local Building Authority (LBA)	26
Organizational Structure and Budget Development	28
<i>Organizational Chart</i>	28
<i>Purchasing Policy</i>	28
<i>Budget Calendar</i>	29
Santaquin City Goals & Priorities	32
<i>Santaquin City Council Charter</i>	32
<i>Major Initiatives for 2016-2017</i>	33
<i>Upgrade City Streets</i>	33
<i>Economic Development</i>	34
<i>Second Access to Summit Ridge</i>	35
<i>Major Budget Issues</i>	37
<i>City Facilities</i>	37

SANTAQUIN CITY  
2016-2017 APPROVED BUDGET

---

TABLE OF CONTENTS – *CONTINUED*

<b>Budget Summary Section</b>	<b>44</b>
Citywide Revenues	45
Tax Levels	46
Rate & Fee Changes	47
Use of Reserves or Fund Balance	48
Fund to Fund – Transfers	49
Citywide Expenditures	51
Budget Summary	53
General Fund	59
Functional Areas – Departmental Review	61
<i>Public Safety</i>	61
<i>Public Works</i>	65
<i>Community Development</i>	68
<i>Leisure Services</i>	70
<i>Administrative Services</i>	72
Salary & Benefits	75
Capital Projects	77
Citywide Debt	78

**Appendix**

- A – Santaquin City Budget – Detail Version
- B – Current Consolidated Fee Schedule
- C – Debt Service Amortization Schedules
- D – Strategic Accomplishments (FY2015-2016)
- E – Glossary
- F – Acronyms

SANTAQUIN CITY  
2016-2017 APPROVED BUDGET

---

June 15, 2016

To: Mayor Kirk F. Hunsaker, Santaquin City Council, Citizens of Santaquin

**RE: Budget Message**

It is my pleasure to present the Fiscal Year 2016-2017 Budget to you for your approval. This document is prepared for your review following the presentation of the Tentative Budget on May 18, 2016 and the FY2016-17 Budget Public Hearing held on June 1, 2016. The purpose of this document is to outline the city's financial position, its goals, aspirations, and the projects currently underway.

This budget is a collection of financial data provided by the ongoing operations and future forecast of the City of Santaquin along with community information provided by Santaquin City's General Plan. The format of Santaquin City's budget document draws heavily on the GFOA award winning budget of our neighboring communities of Lindon and Lehi. To further enhance this year's budget, this document illustrates the connectivity between work initiatives, achievements and the goals established by our elected leaders.

I would like to express my sincere appreciation for all of those involved with the creation of this document. I especially want to express appreciation to the Directors, Department Heads, Mayor and City Councilmembers for your dedicated attendance at meetings and fulfillment of informational requests. Lastly, I want to express my appreciation to the cities of Lindon and Lehi for all Utah County municipalities by providing model documents for sharing their community's financial information.



---

**BENJAMIN A. REEVES**  
Santaquin City Manager



## SANTAQUIN CITY COMMUNITY PROFILE SECTION

This section of the city's 2016-2017 budget includes information regarding the city's culture, location, population, education, economic development, and statistics.

Location.....	8
History.....	8
Santaquin Area Map.....	9
General Statistics.....	12



## SANTAQUIN CITY COMMUNITY PROFILE

### LOCATION

Santaquin is the southernmost city located in Utah County and extends into Juab County. It is truly the gateway city to Utah County with Interstate 15 running through and along its eastern side. It is also a major cross-road for Utah County in that State Route 6 (Main Street) connects I-15 to the recreational amenities of the “Little Sahara Recreation Area” and the southern accesses to and around Utah Lake. It is also the corridor to many smaller towns, including Genola, Goshen, Elberta, and Eureka.

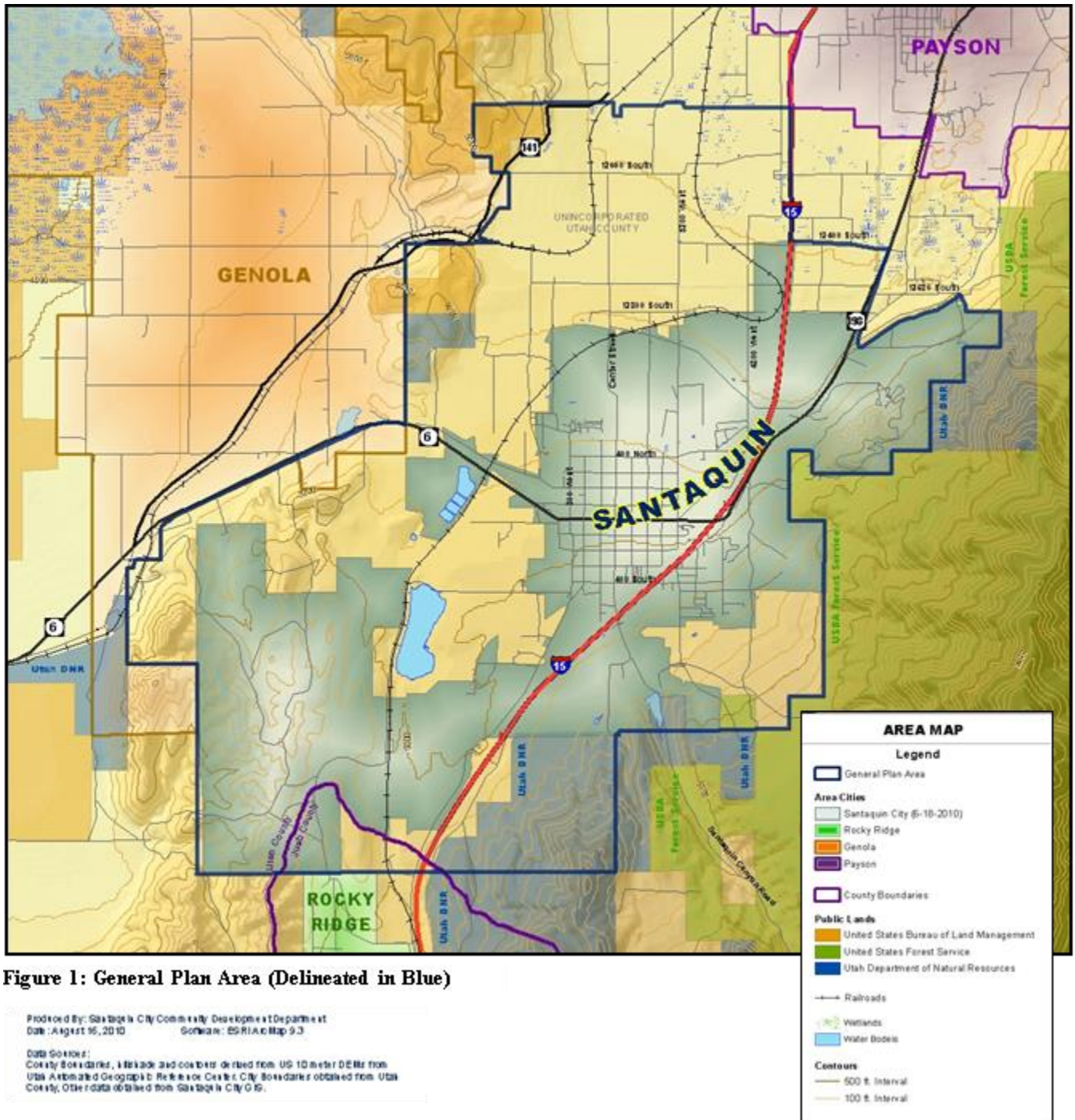
Other jurisdictions around Santaquin include Payson City, the community of Spring Lake, unincorporated Utah County rural areas, and lands to the north managed by the Bureau of Land Management. To the south are lands controlled by Juab County and the community of Rocky Ridge. Santaquin is bounded on the east by the mountainous lands managed by the US Forest Service and lands owned by the Utah Department of Natural Resources. Santaquin City is located about seventy miles south of the state capitol, Salt Lake City and approximately 20 miles south of the county seat, Provo City.

### HISTORY

Originally called Summit City because of its location at the summit dividing Utah and Juab valleys, the area was settled in late 1851 by pioneers. Abundant groves of trees, access to Summit Creek, and a more temperate bench climate made this an ideal place for a community.

A friendship developed between local Indian Chief Guffich and Benjamin F. Johnson, leader of the original pioneers, which enabled the pioneers to settle peacefully in the area. By 1853 the settlement had grown sufficiently to become known as Summit Creek Precinct No. 7. Soon after, however, the Walker War broke out, and the settlers were forced to move to Payson for safety, where they remained until 1855.

**SANTAQUIN CITY**  
**2016-2017 APPROVED BUDGET**



Around this time a fort was built according to plans furnished by architect Truman O. Angell. After its completion, the settlers moved back to the town in the spring of 1856. One night soon after the resettlement, Chief Guffich came secretly to warn Johnson of an impending raid by young braves (some conflicting local histories state that it was the Chief's son, Santaquin, who warned the settlers). The settlers quickly left, and when the raiders found the fort deserted, Chief Guffich explained to them that the white men were good people and that the Great Spirit had warned them

## SANTAQUIN CITY 2016-2017 APPROVED BUDGET

---

of the attack. It was claimed that from that day peace was made between the local Indians and the pioneers. It was decided to name the town after Guffich, but he declined the honor and asked that the settlement be named “Santaquin” after his son.

A rock schoolhouse was built in the fort in 1856. It was stoutly built and served the public for many years, still being used in the 1980's. Religious meetings were conducted in the school until 1896 when the first local church building was constructed. The school now serves as a museum, senior citizens' center and a veterans' memorial hall.



Old rock school house at the corner of  
100 South 100 West

In addition to farming, early industries included a sawmill, a flour mill, a molasses mill, and a furniture shop. A silk industry was started with the planting of mulberry trees, some of which still remain in the city. Horse and buggy were the only means of transportation available until 1875, at which time the Utah Southern Railroad completed a line to Santaquin. About that time, rich ore was discovered in the Tintic area. Several mines were discovered on Santaquin ridge, or Dry Mountain, with copper, lead, silver, and zinc being mined; the Union Chief mine was the most prosperous.



View of orchard blossoms in Santaquin

Following serious flooding in 1949, the Summit Creek Canal and Irrigation Company was given approval to construct a reservoir west of the city; on several occasions it has prevented disastrous damage to the community. A diversion dam was completed and more than 10,000 feet of concrete pipe laid in 1971, which proved to be an efficient method of conserving valuable water resources. Irrigation methods changed to sprinkling systems or drip systems, enabling farmers to efficiently irrigate land that was not level, bringing more farmland into production. Historic irrigation ditches are still prevalent in the community and continue to serve the needs of local farmers. Natural gas service was brought to Santaquin in 1954, and marked a major development in the modernization of the community.

With the construction of the steel plant at Geneva and the rapid growth in the Provo-Orem area to the north, many fruit farmers relocated to the Santaquin area. Large orchards were planted, replacing wheat fields and pasture

# SANTAQUIN CITY

## 2016-2017 APPROVED BUDGET

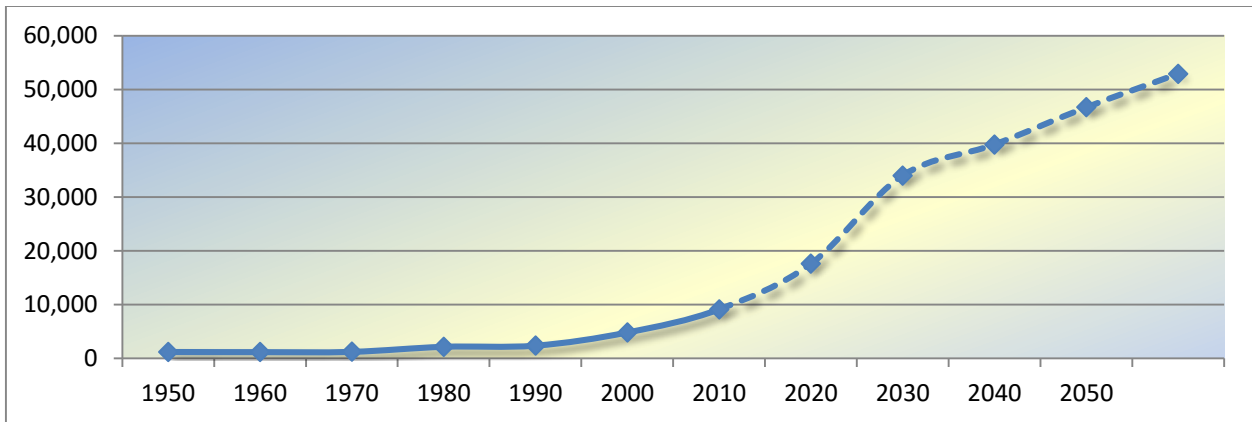
---

land. The construction of cold storage and fruit processing facilities created many jobs in the community.

Another major economic event occurred in 1968 with the completion of Interstate 15 through the town. This new road system made it possible for local agribusinesses to more easily distribute goods and receive supplies. The Interstate also caused a commercial leap frog to occur around Santaquin with reduced travel time between major economic centers in other southern Utah County towns and within Nephi City, Juab County. Many businesses began moving from Santaquin in order to be located near those larger population and economic centers. The ability of Santaquin City to attract businesses to capitalize on growth, as well as drawing travelers off of I-15 to spend money, will be a determining factor in the city being able to fund and realize its goals for the future.

The population of Santaquin has grown from 12 in 1851 to 1,214 in 1950, 1,236 in 1970, 2,386 in 1990, 4,834 in 2000, and 9,128 in 2010. Mountainland Association of Governments projects Santaquin will nearly double in size within the next 10 years as growth in Utah County continues to push south. Potential build out of the city is estimated near 55,000 persons and illustrated in the following graph.

Santaquin Population and Population Projections



# GENERAL STATISTICS

GENERAL INFORMATION	
Date of Incorporation	January 4, 1932
Form of Government	Six Member Council
Certified Tax Value of the City	\$341,718,717
Certified Tax Rate of the City	0.001909
Total Anticipated Property Tax	\$685,708
Area of the City (sq. mi.)	10.35
Median Household Income	\$61,250
10 Year Population Growth Rate	88.8%
2015 Census Population (estimate)	10,572
<u>Population Composition</u>	
White	85.6%
Hispanic	11.6%
American Indian	0.1%
Black	0.3%
Asian	0.7%
Other	1.7%
<u>Gender</u>	
Male	51.2%
Female	48.8%
<u>Age</u>	
Median Age	21.5
Under 18 Years	44.7%
18-64 Years	50.6%
65 and Over	5.9%



POPULATION PROJECTIONS	
Current (2015 est.)	10,572
2020	20,219
2030	29,113
2040	39,300
2050	47,500
2060	55,700
Total build-out is dependent upon future annexations	



**SANTAQUIN CITY**  
**2016-2017 APPROVED BUDGET**



RECREATION	
Parks	11
Park Acreage (developed)	40.6
Playgrounds	5
Sports Fields	13
Ski Resorts within 45 miles	9
Lakes within 40 miles	6
Community Center	1

ENTERTAINMENT & BUSINESSES	
Parades	2
Rodeos	2
Restaurants	10
Hotels & Motels	0
Total Businesses	172



**SANTAQUIN CITY**  
**2016-2017 APPROVED BUDGET**

---

**CHURCHES**

- The Church of Jesus Christ of Latter-Day Saints
- Santaquin Baptist Church
- Christian Life Assembly of God (Payson)
- Payson Bible Church
- San Isidro Mission – Catholic (Elberta)
- San Andres Catholic Church (Payson)



**HEALTHCARE FACILITIES**  
**HOSPITALS WITHIN 25 MILES**

- Mountain View Hospital
- Utah Valley Regional Medical Center
- Central Valley Medical Center (Nephi)



**COMMUNITY DEVELOPMENT**  
**BUILDING PERMITS ISSUED**  
**2015 CALENDAR YEAR**

New Building Permits	
New Residence Single-Family	87
New Residence Multi-Family	2
New Commercial	6
Other	47
<b>Total Building Department</b>	<b>142</b>



**SANTAQUIN CITY**  
**2016-2017 APPROVED BUDGET**



STREETS & TRANSPORTATION	
Miles of Paved Streets	58.3
Number of Street Lights	279
Major Highway	Hwy. 6 & I-15
Distance to International Airport	69.5
Public Transportation	UTA, Vanpools and Bus Routes

SEWER SYSTEM	
Sewer Lines Miles Inspected	17.3
Total Sewer Lines (miles)	52.9
Number of Man Holes	1135
Sewer Service Connections	2709
Sewer Treatment Location	MBR (N. Center St)



CULINARY WATER	
Customer Connections	2823
Water Main Line (miles)	100
Storage Capacity	3.77M gal


PRESSURIZED IRRIGATION WATER	
Customer Connections	2683
Water Main Line (miles)	70.5
Storage Capacity	139.0M gal





**SANTAQUIN CITY**  
**2016-2017 APPROVED BUDGET**

POLICE PROTECTION	
2015 CALENDAR YEAR	
Stations	1
Full-time Police Officers	11
Patrol Units	8
Calls for Service	7214
Offenses	3770
Arrests	322
Traffic Accidents	88



FIRE & EMS PROTECTION	
2015 CALENDAR YEAR	
Number of Fire Apparatus	10
Number of Ambulances	3
Calls for Service - Fire	167
Structural Fires	13
Brush/Wildland Fires	25
Accidents/Vehicles	79
Smoke/CO Alarms	38
Other	48
Calls for Service - EMS	370
Hospital Transports	285



## BUDGET OVERVIEW SECTION

This section of the city's 2016-2017 Budget presents information regarding Santaquin City's focus, initiatives and capital improvements; provides a citywide budget summary; and gives an overview of the city's accounting structure and major budget issues.

Overview of Santaquin City's Accounting Structure.....	18
Supporting Entities – Municipally Controlled.....	22
Organizational Structure and Budget Development.....	28
Santaquin City Goals & Priorities .....	32
<i>Major Initiatives for FY2016-17</i> .....	33
<i>Major Budget Issues</i> .....	37

**SANTAQUIN CITY**  
**2016-2017 APPROVED BUDGET**

---

**BUDGET OVERVIEW**

This is a balanced budget for Fiscal Year 2016-2017 that meets all legal requirements and accepted administrative practices. This budget document is the culmination of a major effort by numerous members of the city staff and officials. We have endeavored to apply the standards of the Government Finance Officers Association (GFOA) to both the budget process and this document.

**OVERVIEW OF SANTAQUIN CITY ACCOUNTING STRUCTURE**

**Basis of Accounting**

Santaquin City's fiscal year runs July 1<sup>st</sup> through June 30<sup>th</sup>. The city follows Generally Accepted Accounting Principles (GAAP) guidelines to account for all funds. GAAP requires using the Modified Accrual basis of accounting for all governmental funds, and is the basis of accounting to budget all funds. Thus, the basis of budgeting is not the same as the basis of accounting for all proprietary funds. Under GAAP basis of accounting, capital outlays and debt service payments are not reported expenditures in the current year, but allocations are made for depreciation and amortizations expense. Under the modified accrual basis of budgeting, these amounts are recorded as expenditures in the current year. Depreciation is not budgeted. These types of differences occur in all proprietary funds for the 2016-2017 Budget.

**Fund and Fund Types**

Santaquin City utilizes governmental and proprietary funds. The city does not have any fiduciary funds. The city uses three different governmental fund types: general, special revenue and capital project funds. The city does not have a permanent fund. The only proprietary funds that Santaquin City has are enterprise funds and subsets of the enterprise funds for the use of Impact Fees.

The following page has a chart of funds used by Santaquin City to track resources and outlay. The funds are listed by fund classification and fund type. All of these funds are appropriated as well as accounted for in the city's financial statements. Santaquin City accounts for these funds in accordance with GAAP.

**SANTAQUIN CITY**  
**2016-2017 APPROVED BUDGET**

---

**Governmental Funds**

These are the funds through which most governmental functions are typically recorded and financed. Santaquin City uses three types of governmental funds listed below. A fourth type, debt service funds, are not utilized by Santaquin City as debt services are paid for directly from the Capital Funds or Enterprise Funds from which they were derived.

*General Funds*

The General Fund is the chief operating fund and is used to account for all financial resources necessary to carry out basic governmental activities which are not required to be accounted for in other funds. The General Fund is comprised of the following departments or divisions:

- *Legislative*
- *Justice Court*
- *Administration*
- *Engineering*
- *General Gov. Bldgs.*
- *Police*
- *Streets*
- *Sanitation*
- *Building Inspection*
- *Parks*
- *Cemetery*
- *Planning & Zoning*

To assist in the collection and distribution of impact fees associated with the General Fund, three subset impact fee funds were created to segregate impact fee revenues and expenditures (e.g. debt service payments, capital projects, etc.) They include:

- *Public Safety Impact Fee Fund*
- *Park Impact Fee Fund*
- *Transportation Impact Fee Fund*

*Special Revenue Funds*

Santaquin City has seven special revenue funds which are subsets of the general fund. While any or all of these special revenue funds could be consolidated into the general fund, the Santaquin City Council has elected to segregate these funds to better manage their various operations. By segregating revenues and expenditures for specific departmental activities, the operations and oversight of said activities are more easily controlled. Furthermore, by segregating these activities, available fund balances associated with said activities are more easily carried forward from year to year. The special revenue funds include the following departments:

- *Recreation*
- *Santaquin Days*
- *Royalty*
- *Chieftain Museum*
- *Library*
- *Senior Citizens*
- *Fire Dept.*

**SANTAQUIN CITY**  
**2016-2017 APPROVED BUDGET**

---

*Capital Projects Funds*

Santaquin City has three capital projects funds utilized by all city departments. The Capital Project fund is used for general projects; the Capital Vehicles & Equipment Fund is used to purchase vehicles and equipment; and the Computer Technology Capital Fund is used to pay for technology needs (e.g. servers, computer rotations, software contracts, etc.)

In addition to the capital funds, the Santaquin City Council, recognizing the deficiencies in funding available for the maintenance and replacement of infrastructure, created a new Public Works Capital Repair and Replacement Holding fund in FY2015-16. The base rates of the Water, Sewer and Pressurized Irrigation funds were raised by \$1/mo per residential unit. In addition the council established a new \$1/mo Storm Drainage fee per residential unit. These funds, along with matching funds segregated from the city's Water, Sewer and Pressurized Irrigation operational budgets are now transferred to this new holding fund for restricted capital expenditures necessitating council approval.

With the council approval of the FY 2016-17 Budget, it is anticipated that PW Capital Repair and Replacement funds will be used to replace the existing waterlines in 100 south and 400 south. They will also be used for the retrofitting of multiple wells and pumps that will allow for an electrical bypass which will be fed by a newly purchased trailer/generator. Providing for a secondary source of power will insure the continuity of service in the Water, Sewer and Pressurized Irrigation systems in the event of an interruption of power supplies (e.g. natural disasters, accidents, etc.)

**Proprietary Funds**

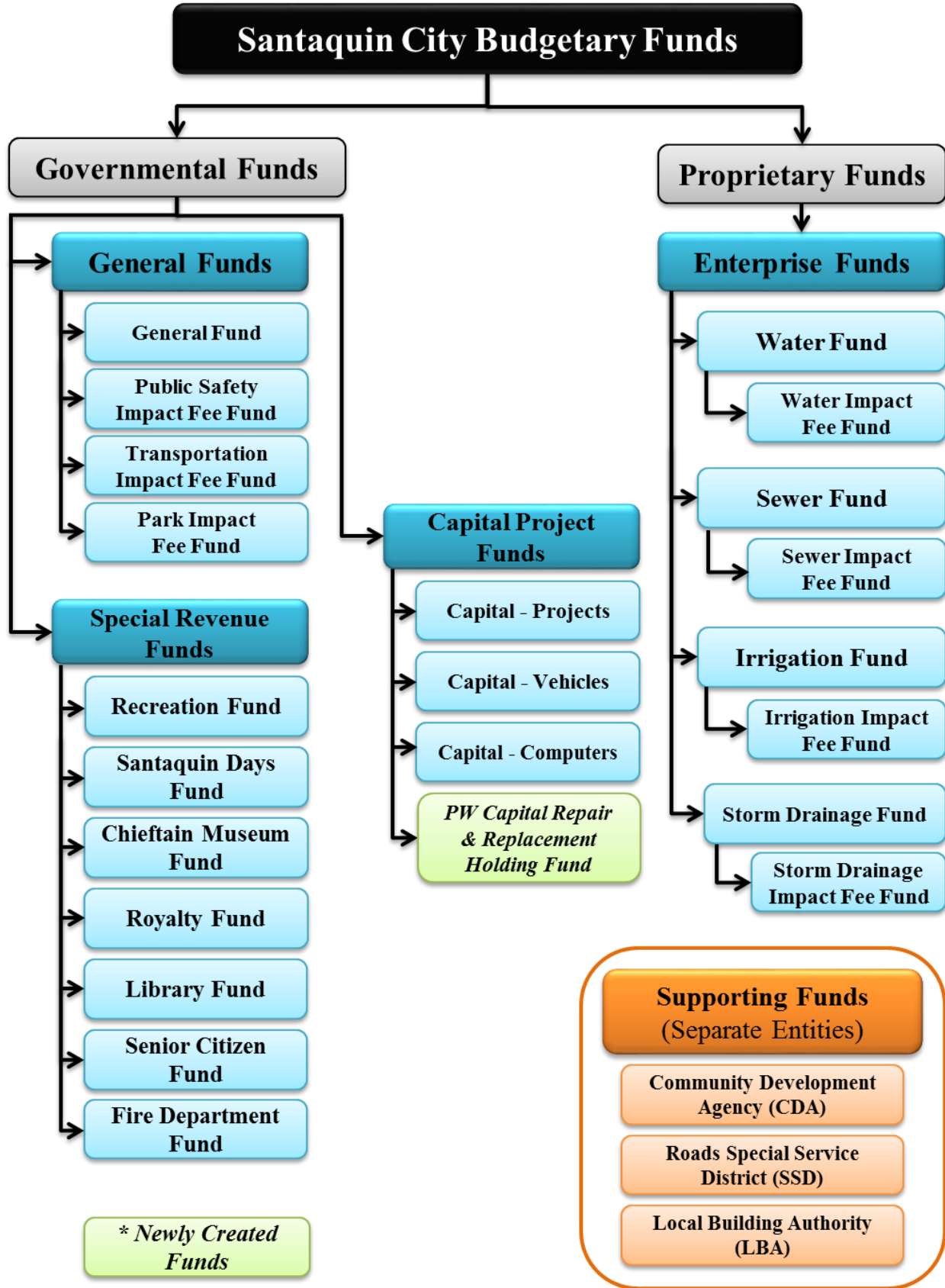
These funds are used to account for the city's ongoing business-like activities. The city uses enterprise funds to account for activities in the following funds:

- *Water Fund*
- *Sewer Fund*
- *Pressurized Irrigation Fund*
- *Storm Drainage Fund*

To assist in the collection and distribution of impact fees, debt service payments, and capital projects associated with each of these enterprise funds, corresponding impact fee funds (subsets of the enterprise funds) were created. They include:

- *Culinary Water Impact Fee Fund*
- *Sewer Impact Fee Fund*
- *Pressurized Irrigation Impact Fee Funds*

SANTAQUIN CITY  
2016-2017 APPROVED BUDGET



SANTAQUIN CITY  
2016-2017 APPROVED BUDGET

---

## SUPPORTING ENTITIES – MUNICIPALLY CONTROLLED

Santaquin City Council has created three governmental entities to aid and support the service offering provided to the citizens of Santaquin. In prior years, the budgets of these separate entities were approved separately. However, in FY2015-16, discussions with the Utah State Auditor's Office resulted in the recognition that these separate entities were in fact sub-organizations created in support of Santaquin City. As sub-organizations of Santaquin City, their budgets have now been fully incorporated in the FY2016-17 Santaquin City Budget for formal approval. Those three organizations and their budgets are identified below:

### Community Development and Renewal Agency of Santaquin (CDA):

#### A Brief Introduction to Community Development and Renewal Agencies in Utah

CDAs found their start in Utah in 1965 with the Utah Community Development Act. Title 17C of Utah Code provides the structure and mandate for CDAs. The community's legislative body, such as a city council, is designated as the governing body of the agency. The agency creates a project area, forms a planning commission, develops a general plan, enters into contracts for development in the area, and raises money to assist in funding projects.

"Economic development" means to promote the creation or retention of public or private jobs within the state or community through:

- a. planning, design, development, construction, rehabilitation, business relocation, or any combination of these, within a community; and
- b. the provision of office, industrial, manufacturing, warehousing, distribution, parking, public, or other facilities, or other improvements that benefit the state or the community.

"Community development" means development activities within a community, including the encouragement, promotion, or provision of development.

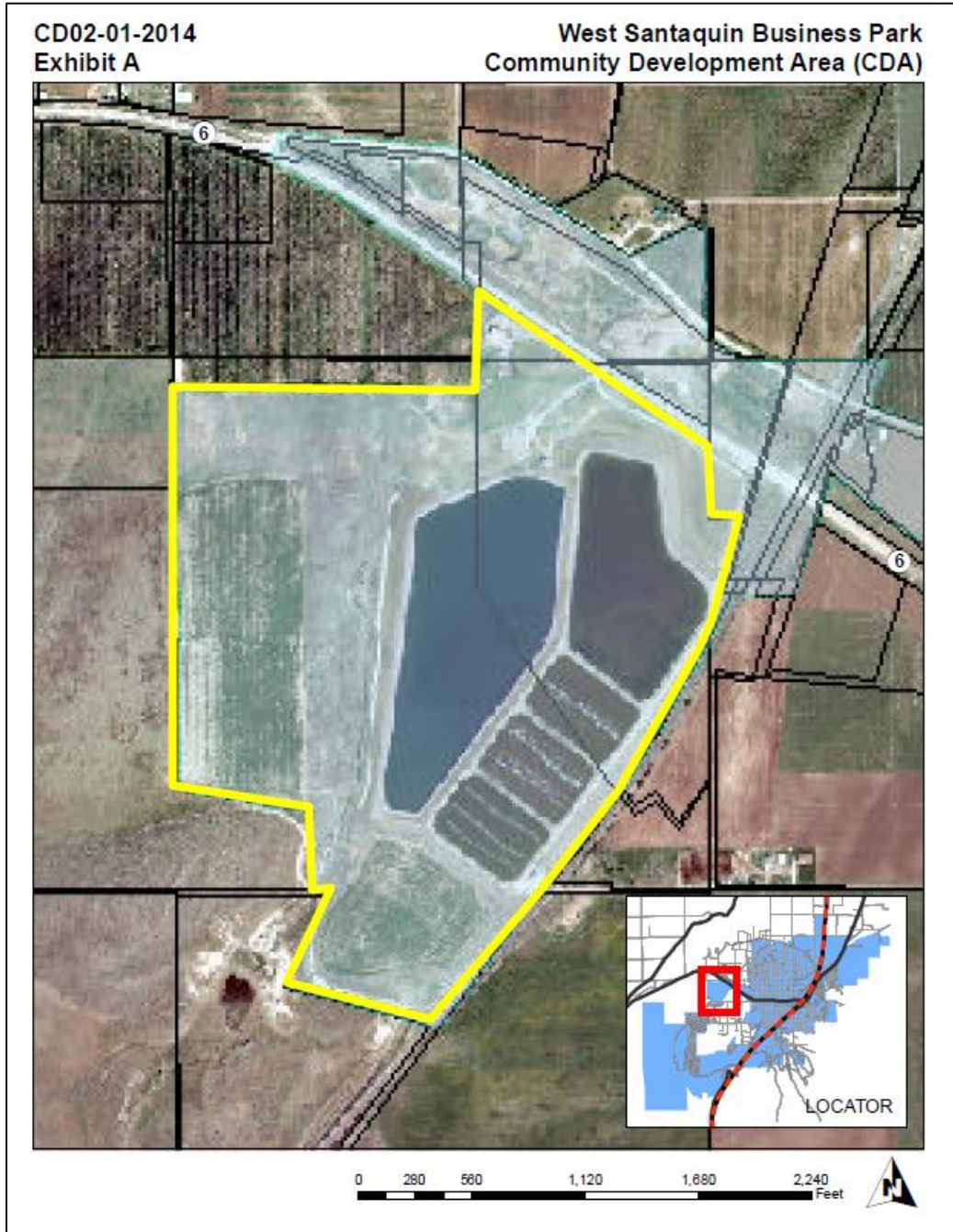
The main tool for CDAs is the "tax increment." CDAs provide assistance for urban renewal, economic development, and community development from revenues provided by the tax increment incurred from developed projects. This tax increment amount is calculated by subtracting the "base taxable value of the property" from the "amount of property tax revenues generated... within the project area." In other words, the county assessed value of the property is frozen for the life of the project, the taxing entities collect the new value of the property after improvement, and then the taxing entities pass any amount above the frozen value to the CDA. The tax increment can be used as a revenue stream for the CDA to bond for up-front infrastructure improvements that will provide positive development momentum within the project area.

The Santaquin CDA, with their financial consultant, Zions Bank Public Finance, is working to create two project areas within the city. The first is the reclamation and development of the city's retired sewer lagoon property into a business park. This project would be focused on the creation

# SANTAQUIN CITY

## 2016-2017 APPROVED BUDGET

of jobs and industry, as well as infrastructure development which will provide natural gas and a secondary access into the Summit Ridge subdivision. In June of 2015, engineering design of the secondary access commenced with the assistance of Epic Engineering P.C. As of May, 2016 the design work is nearing completion and Santaquin City is actively working to acquire the necessary Right of Way (ROW) to facilitate the project. Furthermore, the improvements to US-6 Main Street with its acceleration/deceleration lanes and intersection improvements have been awarded 2019 Federal Funding administered by the local Metropolitan Planning Organization – Mountainland Association of Governments.





SANTAQUIN CITY  
2016-2017 APPROVED BUDGET

The second project area is focused on retail/commercial development near the intersection of US-6 Main Street and Interstate 15. The primary anchor and current focus of this development includes the construction of a grocery store.



**SANTAQUIN CITY**  
**2016-2017 APPROVED BUDGET**

The budget for the CDA is outlined below. Its primary expenditures during the initial plan development is for aforementioned consulting services. As project areas develop and tools such as tax-increment-financing are employed, the budget of the CDA will be further refined and enhanced by the CDA Board (e.g. Santaquin City Mayor & Council).

<b>Santaquin Community Development Agency Board</b>			
<b>2016-2017 Budget</b>			
<u>Carry Over Reserve Balance from Prior Year (Equity):</u>			<b>\$ 10,300</b>
<u>Revenues:</u>			
Transfers from Santaquin City:			\$ -
<b>Total Revenues:</b>			<b>\$ -</b>
<b>Total Equity &amp; Revenue</b>			<b>\$ 10,300</b>
<u>Expenditures:</u>			
Misc. Operational Costs including publishing, auditing, supplies, etc.			\$ 1,000
<b>Total Expenditures:</b>			<b>\$ 1,000</b>
<u>Esitmated Ending Equity (Carry Over) Balance:</u>			<b>\$ 9,300</b>
<small>*Note: Any unspent funds from the Project Area Plan or Miscellaneous Categories will carry over to the 2017-2018 FY Budget as Equity</small>			

Santaquin Special Service District for Road Maintenance (SSD):

During fiscal year 2013-2014, the Santaquin City Council raised the property tax rate by 32.5% with the sole intent of using the additional \$151,005 generated for the following purposes:

- Road Maintenance
  - Road Improvements
  - Snow Removal
  - Storm Drainage
  - Street Lighting
  - Sidewalks
  - Road Signage
  - Road Striping
  - Weed Control
- Transportation Studies
  - Transportation Engineering
  - Road Department Wages and Benefits
  - Road Department Related Supplies
  - Equipment Maintenance on Road Department equipment
  - Any other Road Maintenance or Improvement Expense not identified in the above

During the public comment period of Truth-In-Taxation process, many comments were given by our citizenry desiring that these new funds be protected and designated for exclusive use on

**SANTAQUIN CITY**  
**2016-2017 APPROVED BUDGET**

roads. To assist in the protection of these funds, the Santaquin City Council formed the SSD. During the 2016-2017 fiscal budget, Santaquin City will transfer the tax increase amount along with the city's share of the Utah State Gas Tax (Utah State B & C Road Funds) into the SSD – less \$40,000 which will be used to aid funding of a Storm Drainage Master Plan and \$5,000 which will remain in the General Fund – Streets Department to assist with sidewalk maintenance and repair. The amount of funding to be transferred to the SSD during the FY2015-2016 budget year was \$533,500. The transfers to the SSD during FY2016-17 was reduced by the \$45,000 to \$488,500 as outlined in the following chart:

<b>Santaquin Special Service District for Road Maintenance</b>			
<b>2016-2017 Budget</b>			
Balance as of May 15, 2016			\$ 10,719
Anticipated June 2016 Transfers (less capital expenditures paid from streets fund)			\$ 71,000
<b>Carry Over Reserve Balance from Prior Year (Equity):</b>			<b>\$ 81,719</b>
<b>Revenues:</b>			
Budgeted Transfers from Santaquin City 2016-17:			\$ 488,500
		<b>Total Revenues:</b>	<b>\$ 488,500</b>
<b>Total Equity &amp; Revenue</b>			<b>\$ 570,219</b>
<b>Expenditures:</b>			
Road Maintenance & Improvement Projects*			\$ 519,219
Misc Operational Costs including publishing, auditing, supplies, etc.			\$ 1,000
		<b>Total Expenditures:</b>	<b>\$ 520,219</b>
<b>Estimated Ending Equity (Carry Over) Balance:**</b>			<b>\$ 50,000</b>
<small>*Note: Includes 200W Main Street Intersection, Mona Road, and as well as road maintenance projects</small>			
<small>**Note: Any unspent funds from the Undetermined Road Improvement Projects Category will carry over to the 2017-2018 FY Budget</small>			

Santaquin City Local Building Authority (LBA):

In FY2014-2015, Santaquin City began the initial design and bidding process for the construction of a new public works building which will be built on city properties adjacent to the city's wastewater reclamation facility on the north end of the city. While there were many ways to fund this project, it was determined that the city desired to preserve the use of its sales tax and property tax revenues for the future construction of a new city hall. As such, it was determined that the best way to fund the new public works building was through the creation of a separate entity known as a Local Building Authority (LBA) which allows the city to utilize the actual building as collateral for the bonds through a series of leases between the city and the LBA. The LBA was created in FY2014-2015. Bonding for the new public works building closed in July of 2015 with

**SANTAQUIN CITY**  
**2016-2017 APPROVED BUDGET**

construction commencing shortly thereafter. Substantial completion of the construction took place on May 24, 2016. The following table represents the FY2016-17 budget for the LBA which represents the lease proceeds paid by Santaquin City to the LBA and the LBA payment of the debt service on the bonds:

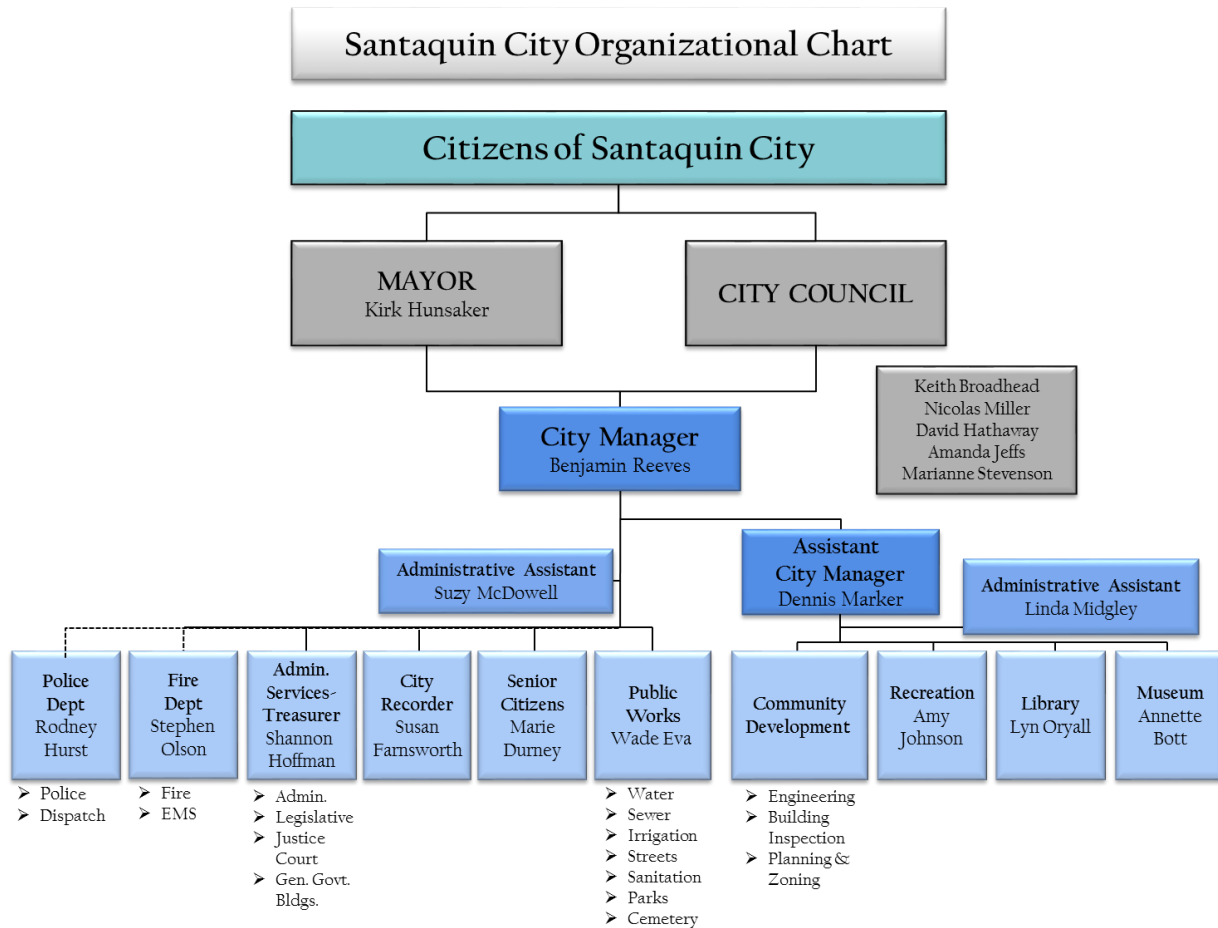
<b>Santaquin City Local Building Authority</b>			
<b>2016-2017 Budget</b>			
<u>Carry Over Reserve Balance from Prior Year (Equity):</u>			\$ 25.00
<u>Revenues:</u>			
Budgeted Transfers from Santaquin City 2016-17:			\$ 184,540
<b>Total Revenues:</b>			<b>\$ 184,540</b>
<b>Total Equity &amp; Revenue</b>			<b>\$ 184,565</b>
<u>Expenditures:</u>			
Santaquin City Public Works Building Debt Service			\$ 184,540
<b>Total Expenditures:</b>			<b>\$ 184,540</b>
<u>Estimated Ending Equity (Carry Over) Balance:</u>			<u>\$ 25</u>
<i>*Note: The Ammortization Schedule for the LBA for the Santaquin City Public Works Building can be found on the "Current Debt Service" tab of this spreadsheet</i>			



**SANTAQUIN CITY**  
2016-2017 APPROVED BUDGET

**ORGANIZATIONAL STRUCTURE AND BUDGET DEVELOPMENT**

The Santaquin City accounting policies and procedures are designed to support the operations and maintenance of each functional area and department within the city. The following organizational chart outlines the structure by which department heads and Functional Area Directors supervise the utilization of funds within their span of control.



**Purchasing Policy**

Department Supervisors have the authority to spend up to \$500 per transaction utilizing budgeted funds from within their department. Functional Area Directors may co-sign purchases with authority of up to \$2,500 per transaction utilizing budgeted funds from within their Functional Area. The Assistant City Manager may co-sign purchases with authority up to \$5,000 and the City Manager may co-sign purchases with authority of up to \$7,500 per transaction utilizing citywide funds. The Mayor may co-sign purchases of up to \$15,000 per transaction utilizing citywide funds. All purchases in excess of \$15,000 must be approved by the Santaquin City Council.

# SANTAQUIN CITY

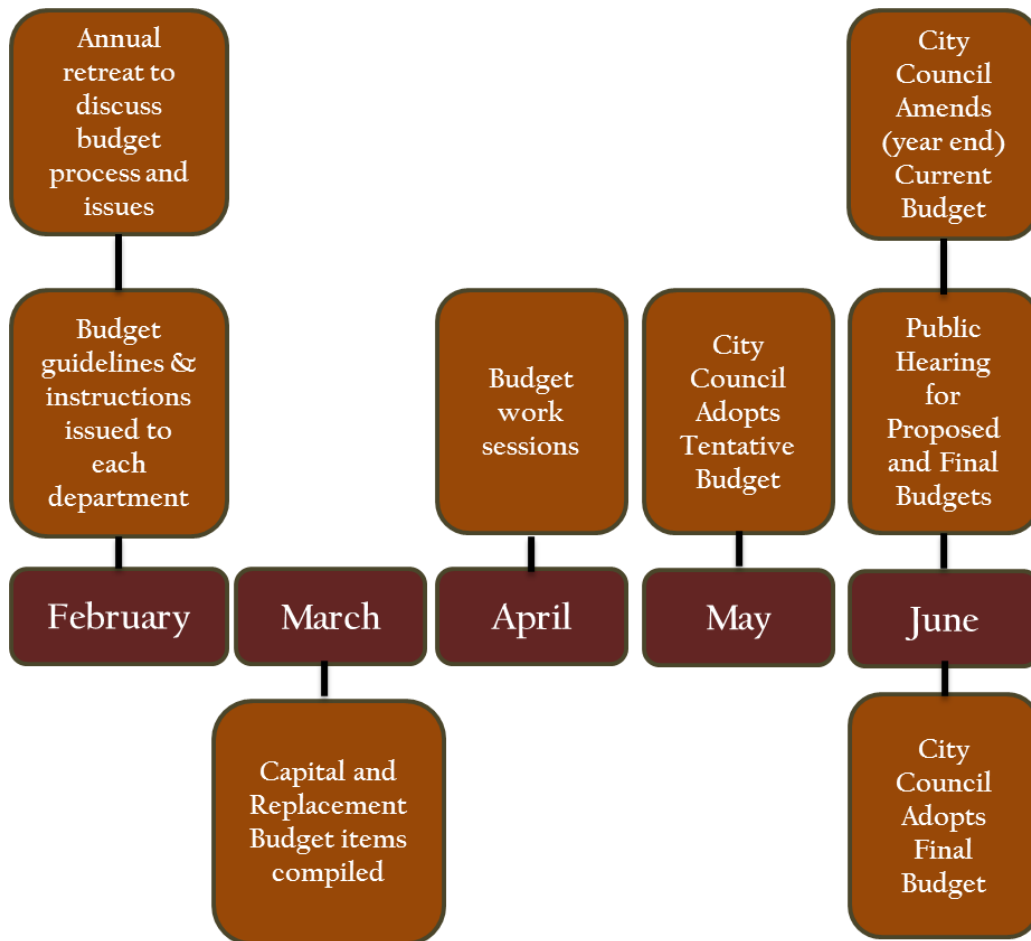
## 2016-2017 APPROVED BUDGET

---

### Budget Calendar

The annual budget serves as the foundation for the city's financial planning and control. The city's budget process is well laid out starting in January for a budget that will be adopted by June 22<sup>nd</sup> and go into effect July 1<sup>st</sup>. The creation of the budget follows the time line below.

An annual retreat is held in February at which time the Mayor, City Council and Functional Area Directors meet to discuss and brainstorm city issues. This influences the city's budget by addressing new projects and goals that stem from concerns raised by residents and council members. These items may be immediately addressed or may need years of planning, such as a new public works building, city hall or recreation complex.



## SANTAQUIN CITY 2016-2017 APPROVED BUDGET

---

Following the retreat, the City Manager prepares worksheets for the Functional Area Directors with the following:

- Last 5 year's "actual" amounts
- Original current year budget amounts
- Year-To-Date amounts from the most recent revenue and expense report
- A column for the Directors to request next year's budget amounts
- Another column to allow for detail on those line items

While the Functional Area Directors are preparing their budget requests, the City Manager is reviewing additional information, such as historical trends and the outlook for the next year. Once the Functional Area Directors submit their budget requests in March, the City Manager compiles the departmental budgets into one document along with a preliminary change in fund balances or fund equities. The budget, in its "pre-cut" form is then presented to the City Council who conducts various budgetary discussions and policy establishment work sessions. The City Manager reviews necessary changes with the Functional Area Directors, as appropriate. A revised 'balanced' budget is presented to the City Council for their review.

While external boards or commissions, such as governments or associations, do not have a direct influence on Santaquin's budget, there are occasionally external processes that may affect the city's budget. Examples include grants from Mountainland Association of Governments (MAG), Utah County, State of Utah, or the Federal Government.

The City Manager presents the Tentative Budget to the Mayor and City Council during the month of May for consideration and formal approval. The Tentative Budget is available to the public for their consideration and input. A "Final Budget" will be presented in the month of June. A public hearing on the budget will be held prior to the approval of the budget in its "Final" form. Utah State Code mandates that the Final Budget must be adopted before June 22<sup>nd</sup>. The budget is then provided in digital format on the city's website and is available to all departments for their use in the upcoming year.

*Note: If the city council elects to raise property taxes via the Utah State required "Truth in Taxation" process, the budget, in its final form, is not required to be passed until the month of August.*

Once the budget is adopted by the Santaquin City Council, the Functional Area Directors and Department Heads are responsible for working within their budgets. Monthly financial statements provided by the City Recorder will keep the City Council informed of operating trends and developing problems. Under this approach, the necessity to amend the budget of any fund during the year should be rare (e.g. once per quarter average).

**SANTAQUIN CITY**  
**2016-2017 APPROVED BUDGET**

---

Within the approved budget, the Functional Area Directors and Department Heads may make transfers of appropriations within their department. Transfers of appropriations between departments require an action of the City Council. Transfer of appropriations between funds requires a public hearing (for governmental funds) and approval of the City Council (for all funds). Final amendments to the current year budget of all funds shall be adopted by the City Council by the last day of the fiscal year.



## SANTAQUIN CITY GOALS & PRIORITIES

Santaquin City’s mission is to provide for a strong, positive civic image and quality of life for people who live and work in Santaquin City; by providing guidelines and standards that ensure the orderly and balanced distribution of growth, sound fiscal and economic investment and preservation of the open and rural environment in a clean attractive physical setting.

In order to accomplish this endeavor, the Mayor and City Council elected to govern their interactions as a board and their interactions with the community by following a charter established which states:

### Santaquin City Council Charter

#### Who We Are

The Santaquin City Council strives to lead our community with fiscal responsibility, wise prioritization, transparency and honesty. We communicate respectfully with one another and with the community. We are a results-based council that aspires to grow the community’s resources and to leave a positive legacy for the future of Santaquin.

#### How We Work Together

- We seek consensus where possible, and allow for compromise when consensus is not within reach
- We allow for respectful disagreement with one another; we choose not to take offense when our opinions differ
- We hear each other out and don’t interrupt
- We share all relevant information with each other; we don’t withhold to advance personal agendas
- We do not filibuster; we state our arguments succinctly and avoid dominating
- We come prepared for council meetings; we carefully read all materials that have been delivered to us by Monday morning
- We shun favoritism; we do not use our position to give special favors
- We support the Mayor’s role in managing the flow of discussion

In FY2015-2016, the Santaquin City Council established strategic goals and objectives onlined in the following table modeled in great measure after the Lehi City Business Plan. The adoption of strategic goals proved to be very successful as the efforts of individual employees could be tied directly back to the initiative established by the elected leaders (See Appendix D – FY2015-16 Accomplishments). Due to the success of establishing strategic goals and objectives in FY2015-16, the Santaquin City Council opted to continue utilizing the same strategic goals and objectives in FY2016-17.

While projects such as the second access to Summit Ridge, the construction of a commercial center (e.g. grocery store), installation of a signal light at the intersection of 200 West Main Street

**SANTAQUIN CITY**  
**2016-2017 APPROVED BUDGET**

---

and the installation of sidewalks along 300 West remain a priority for the city, those projects support the principal strategic direction established in the goals listed on the following table. These established strategic goals are used by all employees to align their individual efforts to support the objective of the organization as a whole. Each individual project or task is tied directly back to one or more of the strategic goals established in this vision. Accountability and results based recognition will be established to support the direction and vision of our community.

**Preserving our agricultural heritage while developing a clean, fun, family oriented community through well-planned growth and fiscal responsibility**

**Provide Quality City Services**

- Build a well planned and reliable infrastructure
- Continue to provide excellent public safety services
- Maintain our valuable facilities
- Provide affordable quality leisure services

**Promote and Support Economic Development**

- Strategically plan for growth
- Retain and expand existing businesses
- Maintain fair and competitive development fees and incentives
- Foster job creation

**Maintain a Sustainable Budget**

- Ensure the responsible use of resources
- Encourage a highly motivated and well-trained municipal workforce
- Encourage varied revenue streams
- Enhance capital facility and replacement planning

**Promote Community Involvement**

- Inspire pride and ownership in neighborhoods, businesses, and gathering places
- Focus on communication and transparency
- Promote and encourage diverse public events
- Provide meaningful service opportunities and celebrate volunteer efforts

**Major Initiatives for FY2016-17:**

- Upgrade City Streets – in the 2013-2014 Budget Year, Santaquin City raised property taxes by 32.5% which generated an additional 150,005 dollars. In addition, the City Council created the Santaquin Special Service District for Road Maintenance to segregate those funds ensuring their exclusive use on road maintenance projects.



However, even with this increase, the roads in Santaquin City continue to deteriorate. The Public Works Department recommends additional funding for the roads to show significant improvement.

# SANTAQUIN CITY

## 2016-2017 APPROVED BUDGET

---

To assist in this effort, the Santaquin City Council and City Staff work extensively with the Utah League of Cities and Towns and the Utah State Legislature to increase the revenues for the municipalities throughout the State of Utah. The results of this effort was an increase to the gas tax which will contribute an additional \$60K to the Class “C” allocation to Santaquin City in FY2016-2017.

- Economic Development – Economic development is the carrying out of activities that facilitate economic growth within the community. The purpose for government carrying out these activities is to help bring services and desired amenities to an area while reducing the overall tax burden on local citizens and businesses; thus improving the quality of life.

A community’s economy may be imagined as a barrel with money and goods flowing into the top as well as spilling out. (See illustration). The barrel analogy represents a number of key concepts. First, the community is intimately linked with the rest of the world through the inflow and outflow of income and goods. Second, the community uses resources to produce the output it sells, which can be available locally or purchased elsewhere. Third, the size of the barrel is determined essentially by the inflow of outside income, the lack of leakage of income, and the volume of resources used to produce the community’s output.



It is estimated that for every dollar spent in Santaquin City, that dollar flows back through the local economy five times as money is collected, redistributed, and spent once again. Furthermore, for every dollar spent, 1% of the total purchase goes to local government (a component of the 6.25% total sales tax collected). *Note: the formula of sales taxes flowing to Santaquin City is based on 50% coming from point of sale – or sales transacting in Santaquin City – and 50% based on Santaquin City’s population.*

Today, virtually every dollar spent by Santaquin City residents on groceries is spent outside of the city limits. The local government portion of those purchases is contributing to the benefit of the community in which those goods were purchased; to enhance their

## SANTAQUIN CITY 2016-2017 APPROVED BUDGET

---

roads, parks, and other city services. If Santaquin City could encourage economic development within its city limits (e.g. *grocery stores, retail establishments, new jobs etc.*) it would keep “local dollars local” and produce the greatest amount of benefit with the least amount of impact on the citizenry as a whole.

A primary focus of the Mayor and Council was the development of Santaquin City’s economic base. With the completion of the Main Street/400 East Project in 2011 and the Main Street/500 East Project in 2015, major transportation obstacles were removed that will allow for the future commercial development of over 20 acres of property near the city’s Main Street freeway exit which would include a new grocery store.



- Second Access to Summit Ridge – The Santaquin City Council agrees the construction of a secondary access is the number one health and safety issue facing our community. Providing a second access to the Summit Ridge subdivision from US-6 Main Street through the city’s former sewer lagoon property will provide increased safety and security to the residents, faster police, fire and EMS response times, increased economic development through the reclamation of the sewer lagoon property, and enhanced traffic flow and community connectivity. FY2015-16 accomplishments towards this project include the completion of the design engineering as well as the 75% of the land acquisitions needed for the future Right of Way (ROW).

To assist in the funding of a secondary access, Santaquin City is taking a multi-pronged approach.

- *Transportation Master Plan* - In FY2014-2015, Santaquin City completed the creation of a transportation masterplan and implemented a Transportation Impact Fee.
- *Community Development Area (CDA) Project Area* - Through the creation of a CDA, Santaquin City can utilize “*Tax Increment Financing*” which allows the community to install infrastructure (e.g. access, roads, natural gas, etc.) utilizing future anticipated property tax dollars generated from within the project area to fund the infrastructure costs. (See CDA budget)
- *Developer Participation* – Ultimately, the responsibility of constructing a secondary access is the responsibility of the developer in future phases of the Summit Ridge

# SANTAQUIN CITY

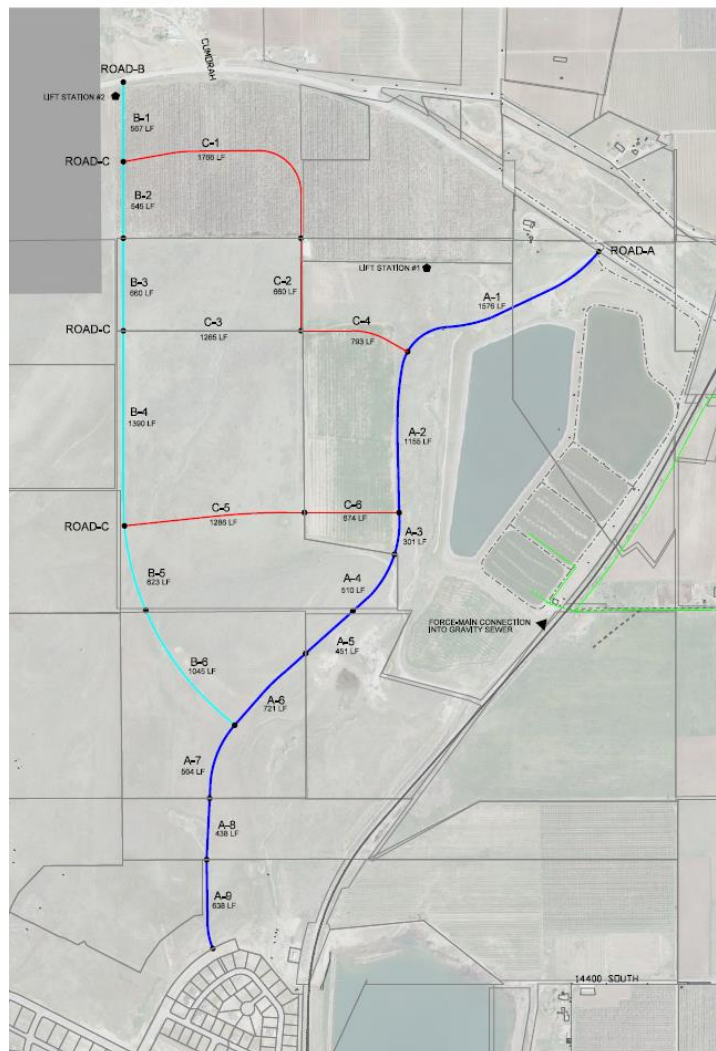
## 2016-2017 APPROVED BUDGET

Development. By participating with the developer early in the process, through cost sharing, the developer will have an enhanced product offering as well as a diminished future obligation. This will help ensure a fully improved secondary access.

- *Federal Assistance* – Through the Mountainland Association of Governments administration of future federal dollars through its Transportation Improvement Fund (TIP) project section process, Phase 1 of the Secondary Access Project was awarded \$884K in 2019 Dollars. Phase 1 includes the intersection improvements along US-6 Main Street with nearly a mile of acceleration/deceleration lanes. Phase 1 of the project is considered a regionally significant project along a federal highway.

### Secondary Access to Summit Ridge from US-6 Main Street – Proposed Alignment

*The blue line represents the proposed alignment of the secondary access.*



**SANTAQUIN CITY**  
**2016-2017 APPROVED BUDGET**

---

**MAJOR BUDGET ISSUES**

**City Facilities:**

As mentioned in previous chapters, there was a desire shared by our elected leaders and the citizens they represent to provide amenities to the community in the form of recreation facilities, such as an aquatics center, a baseball quad, and soccer fields. Proposed projects were components of the FY2012-2013 and FY2013-2014 Budgets with preliminary work fully underway at that time. However, prior to the construction of new facilities, it was prudent to discuss and make plans to address the deteriorating condition of the current recreation center, council chamber, senior center, and museum. This is a pressing concern of our elected leaders going forward. These issues are addressed in the following pages.

Along with major structural issues including masonry cracking, roofing issues and foundation problems, there are significant issues with the boiler and heating system, plumbing, tile work, electrical system, HVAC system and rodent infestation issues. The following pictures illustrate the issues outlined in a visual format:



**Old City Hall**

Significant issues with structural, electrical, plumbing, HVAC, and infestation issues. Does not meet ADA requirements.



**Chieftain Museum**

Significant masonry cracking and foundation issues, roof needs replacement, not ADA accessible.

SANTAQUIN CITY  
2016-2017 APPROVED BUDGET

---



Masonry Cracking

There is structural cracking under every window of the museum. There is no reinforcement in the construction of this structure.



Interior Cracking & Roof Issues

Leaking and cracking issues have caused significant damage to the interior of the museum, senior center, and recreation portions of the old building.



Interior Windows

Masonry cracks that were visible under each window on the exterior are also appearing on the interior walls, illustrating that the structural issues permeate the entire wall.



### Roof & Piping Leaks

Leaks in the roofing and leaks from the steam piping (heating) system have damaged ceiling panels as well as rotted out portions of the hardwood flooring in the gym under the heating registers.



### Infestation

Bats, rodents, and other bugs and creatures are prevalent. Despite efforts to patch holes in the masonry concrete walls, bats have made their way through the crumbling mortar to make their home in the attic of the facility. This has caused putrid smells and is causing health concerns.



### ADA Requirements

The final concern of the old facility is that it is not ADA compliant. While it does have ramp in one portion of the building, it does not have wide or automatic doors, elevators, or ramps in the other sections of the facility.



## SANTAQUIN CITY 2016-2017 APPROVED BUDGET

---

As problems in the old facility continue to mount, the elected leaders were torn at the prospect of investing millions dollars to upgrade these existing facilities. While they are very sensitive to the emotional aspect of preserving these structures, they also realize the significant savings that would be realized by building new rather than retrofitting old.

To assist them in this effort, the Santaquin City Mayor and Council have formed the Santaquin City Museum Board to discuss the future of the museum, its building and the possibility of generating new forms of revenue. Work is needed by both advisory committees, as well as from the Planning Commission and City Council, before a direction will be established. However, it was deemed prudent to place construction plans on hold until a final direction has been established.

Since this issue was first addressed last year, meetings have been held but the daunting task of truly addressing these issues remains. Before further investment and planning can proceed, the council has determined that a structural analysis of the building should be undertaken. In FY2015-16 a structural analysis of the building was conducted. This study outlined the costs and work necessary with restoring this building. *(The full study can be obtained from the city's Community Development Department)*

One of the major concerns of the council was not only how to resolve the aforementioned issues, but also how to provide additional space for the police, fire and ambulance service; space now occupied by the Administration and Community Development. Furthermore, the expansion needs of the library, whose usage is the largest of any offering, program or amenity provided by the city, has been discussed by the Library Board for over three years. Lastly, the elected leaders are grappling with the daunting task of facing many of these projects with little or no financial assistance in the form of grants and/or low interest bonds. The Mayor and Council are concerned about establishing hard dates for the construction of these projects.

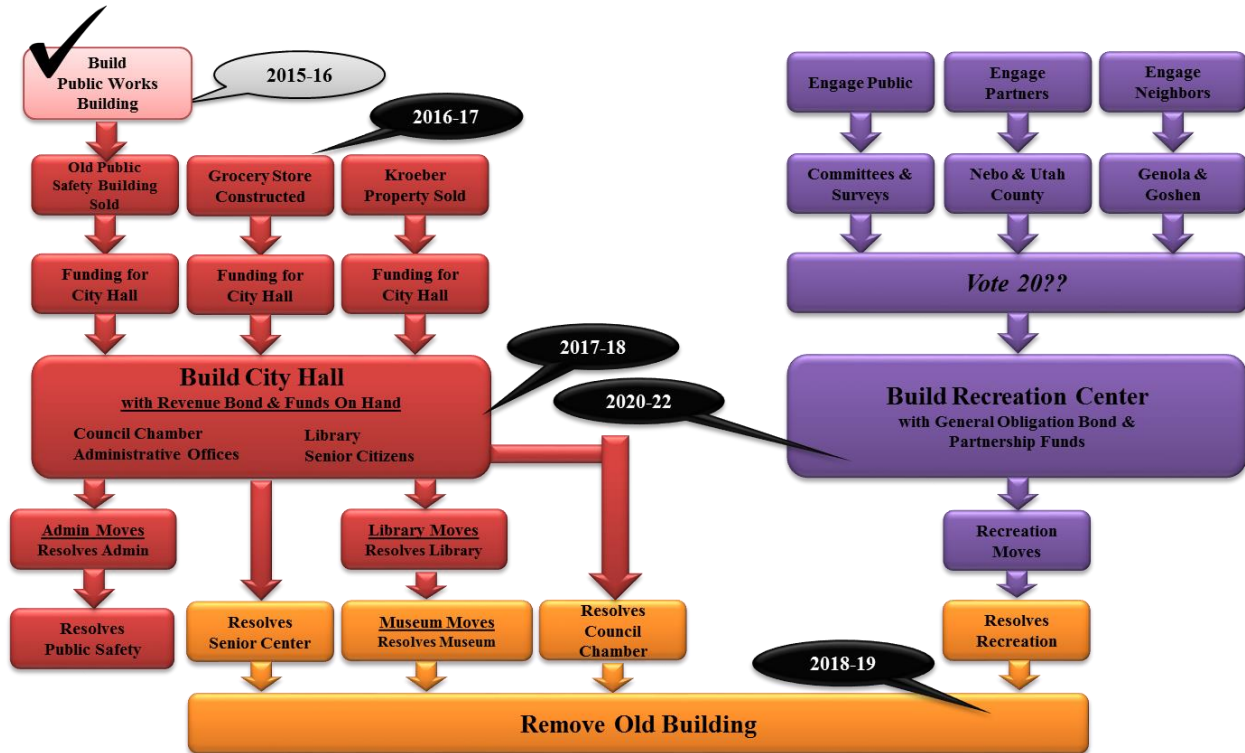


**Santaquin City Library**

To assist them in their planning and funding efforts, a phased approach that is based on certain financial triggers (*e.g. increased revenues from a future grocery store, establishment of partnerships with neighboring entities & agencies, and/or the construction of a new high school by the Nebo School District, etc.*) appears to be the most logical progression forward. By establishing a plan with the aforementioned triggers, construction could proceed in a manner that is least financially impacting to the citizenry as a whole.

# SANTAQUIN CITY 2016-2017 APPROVED BUDGET

One possible course of action is illustrated below. Though not fully vetted by the advisory committees, this high level proposal may offer a plan that would meet the city's facility needs into the foreseeable future:



## Phase 1: Public Works Building (Completed 6/1/16)

The construction of a new public works building was completed on May 26, 2016. The location of this new facility is just south of the new Wastewater Reclamation Facility on the same parcel of property. It is not determined what the city will do with the old public works building, however discussion regarding increased parking for the rodeo and storage of park equipment has been discussed.

## Phase 2 – New City Hall

The construction of a New City Hall may include a new council chamber, library, senior center, multi-use meeting space as well as office space for administration and community development. By moving the administrative offices out of the public safety building, the additional square footage needed by the police, fire, and ambulance would be fulfilled. Furthermore, the construction of a senior center would solve the relocation issue of the senior center from the old building. Finally, the construction of a library would resolve two issues. First, it would allow for

SANTAQUIN CITY  
2016-2017 APPROVED BUDGET

---

expansion of the library within the city. Second, it may be a suitable alternative location for the Chieftain Museum with ADA access. Size and storage issues would exist that would need to be evaluated to make this plan possible. However, the use of the historic library building seems an ideal location for use as a museum. Alternatively, the Museum Board will review cost estimates and possible revenue streams that may allow for a restoration of the old building. At this point, every option is being reviewed and considered though no other financially viable option has been presented at this time.

For the construction of a New City Hall, three initial financial triggers must be considered. First, new revenue sources for the city are needed in the form of sales taxes. These sales taxes could be generated without any negative impact to Santaquin City residents through the construction of a grocery store/retail complex in Santaquin City. Keeping “*Local Dollars Local*” is the least impacting way to invest in a community’s ability to construct new facilities.

Other financial triggers would be the accumulation of “*one-time*” revenues from the consolidation and sale of existing assets that are no longer utilized (e.g. Old Public Safety Building, Krober Property, etc.) While the chart has a proposed timeline of 2017-2018, this timeline is merely an estimate based on the aforementioned triggers.

Phase 3 – Recreation/Aquatics Center

The citizen’s advisory committee tasked with reviewing the needs and desired amenities of a new recreation/aquatics center have evaluated survey results, toured similar facilities, and evaluated the partnering possibilities. While discussions were in their formative stages in 2012-2014, review of the various amenities and their costs have led to the conclusion that it is in the best interest of the city to evaluate the desire for a recreation/aquatic facility from a regionalized perspective.

Communities such as Genola, Goshen, Rocky Ridge, Mona and unincorporated portions of Utah County could all benefit from a regionalized center. The Nebo School District could also benefit if the facility contained pool facilities that would accommodate swimming competitions. (*Note: The Nebo School District has purchased 59 acres in Santaquin City with the intent of building a new high school in the future.*)

Before going to the voters, it was recommended and accepted by the Santaquin City Council to delay a voter initiative until the aforementioned trigger thresholds have been met. It was believed that going before the voters prematurely would have a high probability of failure unless every avenue of revenue generation was first exhausted in the form of partnerships. Furthermore, it was believed that more time was needed to generate plans for a regionalized center that could possibly offer more amenities that could be constructed if Santaquin City ventured into this project alone.

SANTAQUIN CITY  
2016-2017 APPROVED BUDGET

---

As such, a proposed timeline of 2017-2018 was established with the triggers of partnership and voter approval needed before proceeding.

Phase 4 – Removal of the Old Building

After the relocation of the city council chambers, senior center, recreation facilities (*and possible relocation of the museum*), Santaquin City would be in a position to eliminate the old building. This could possibly take place in the 2018-2019 time frame if all other prerequisites, as outlined above, are approved and completed. While the above is only one of several possible alternatives, the fundamental base of establishing financial triggers before proceeding is a sound framework embraced by the elected leaders on how best to move forward when dealing with so many needs and desires simultaneously. All or part of the aforementioned may be modified, enhanced, or eliminated as work continues by our elected leaders, advisory boards, staff and citizen volunteers.



## BUDGET SUMMARY SECTION

This section presents the charts, graphs, and table information of the 2016-2017 Santaquin City Budget in summary format. The information contained herein includes revenues, transfers, expenditures of the General Fund and the various Functional Areas. This section also reviews salary & benefit charts, capital projects and debt services. For detailed information regarding specific line items, please see Appendix A – Santaquin City Budget – Detail Version

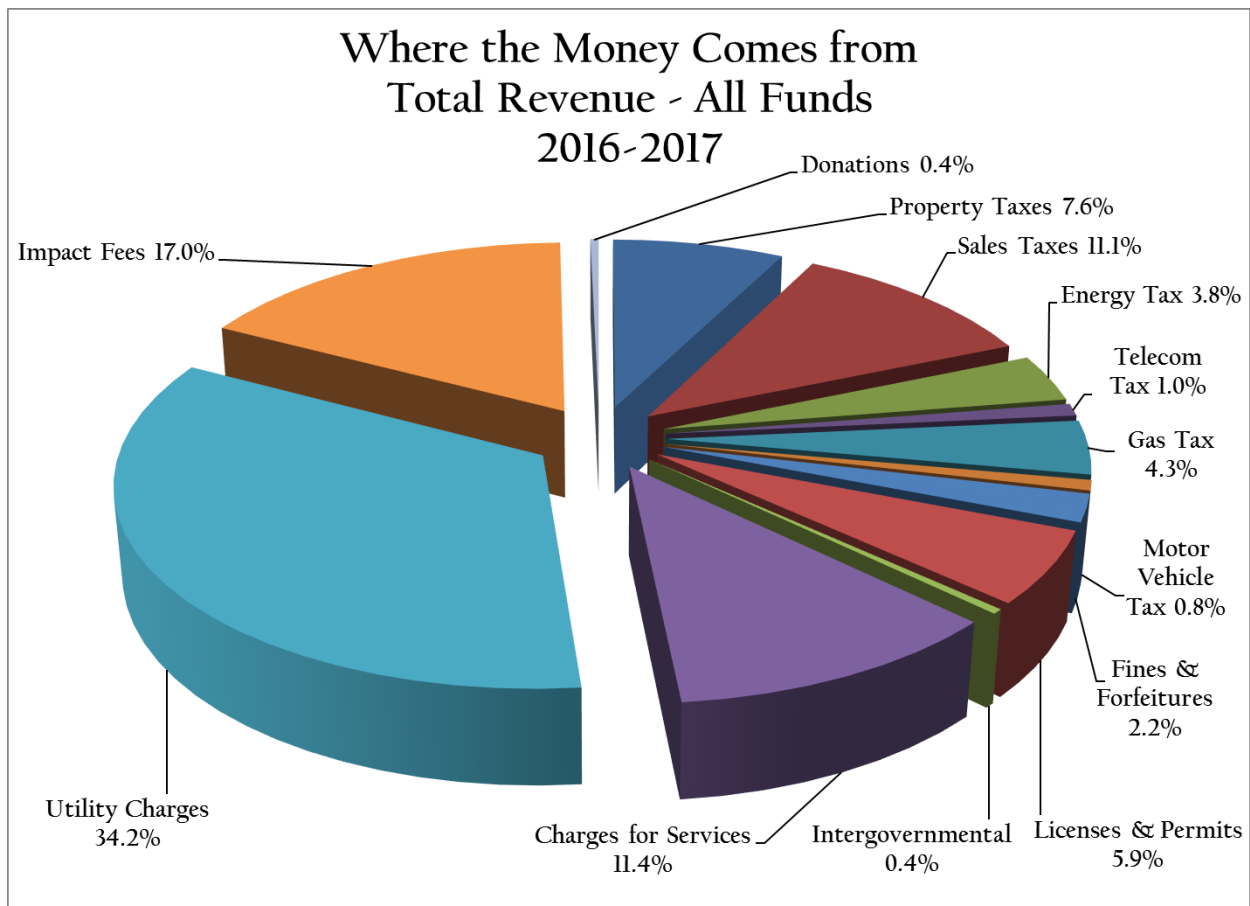
Citywide Revenues.....	45
Tax Levels .....	46
Rate & Fee Changes.....	47
Use of Fund Balance.....	48
Fund to Fund Transfers .....	49
Citywide Expenditures.....	51
Budget Summary.....	53
General Fund.....	59
Functional Areas – <i>Departmental Review</i> .....	61
Salary & Benefits.....	75
Capital Projects.....	77
Citywide Debt.....	78

SANTAQUIN CITY  
2016-2017 APPROVED BUDGET

BUDGET SUMMARY

Citywide Revenues

The chart below shows the sources of Santaquin City's Revenue net of transfers and capital projects. This year, 34.2% of the revenue comes from utility charges. Utility charges consist of water, sewer, pressurized irrigation, and garbage collection charges to Santaquin residents.



Sales tax has been an ever growing source of revenue for the city representing a 6.6% growth rate since 2008. However, compared to the municipal average of 23-29% of revenue, Santaquin City's sales taxes only comprise roughly 11.1% of the city's overall source of revenue. Economic development initiatives such as the establishment of a grocery store in Santaquin will increase the sales tax percentage; thus creating a more stable revenue base without negatively impacting our citizenry.

# SANTAQUIN CITY

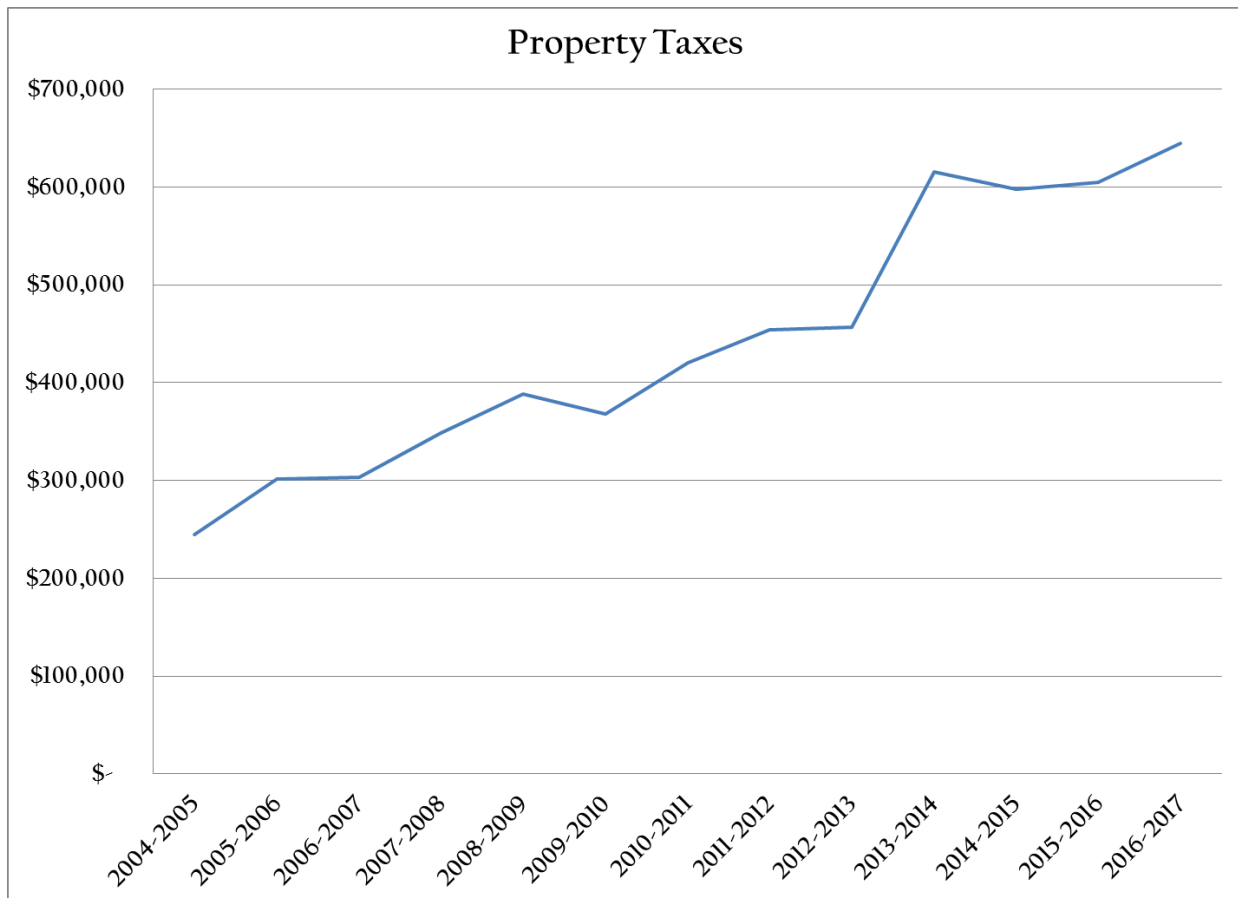
## 2016-2017 APPROVED BUDGET

Property taxes in Santaquin City are a much smaller component of the city's overall revenue structure representing 7.6% of total revenues.

The major revenue source for the city comes in the form of Utility Charges which comprise 34.2% of the overall budget. Other major revenue sources include Charges for Services (e.g. building construction, recreation, cemetery, etc.), Energy Taxes (e.g. Gas, Electric) Telecommunications Tax, Gas Tax, Licenses & Permits and Fines & Forfeitures and Impact Fees.

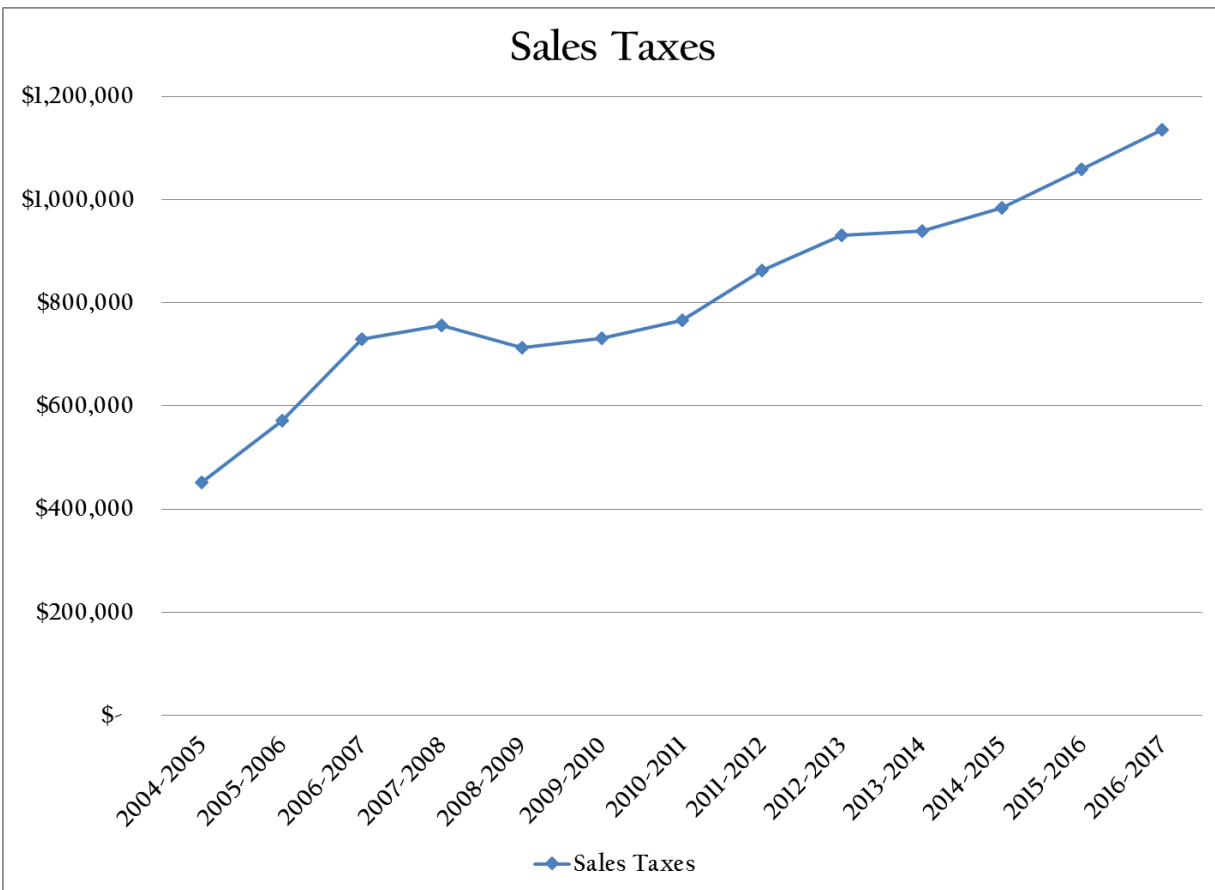
### Tax Levels

The 2016-2017 Budget, as currently proposed, does not include a property tax increase. The certified property tax rate for FY2016-2017 is 0.001754 for General Operations and 0.000155 for the Library. As such, our Total Municipal Certified Tax Rate is 0.001909.



**SANTAQUIN CITY**  
**2016-2017 APPROVED BUDGET**

---



### Rate and Fee Changes

Santaquin City increases utility rates based on cost of living as established by the U.S. Department of Labor Bureau of Labor Statistics CPI-U Table for the preceding calendar year, which takes effect in the first month of the new fiscal year. The purpose of small annual cost of living increases is to keep rates adequate to maintain existing city services (e.g. maintain utility lines, equipment, etc.) and to avoid huge increases sporadically. This year culinary water, pressurized irrigation water, and garbage collection fees will increase by 1.37%. Monthly sewer fees (minus the \$20 base rate for the new Wastewater Reclamation Facility (WRF)) will also increase by 1.37%. Due to the exclusion of the WRF base rate from a CPI increase, the net increase in sewer rates is 0.714%.

*This document contains a complete listing of all current fees in the Appendix Section.*



# SANTAQUIN CITY

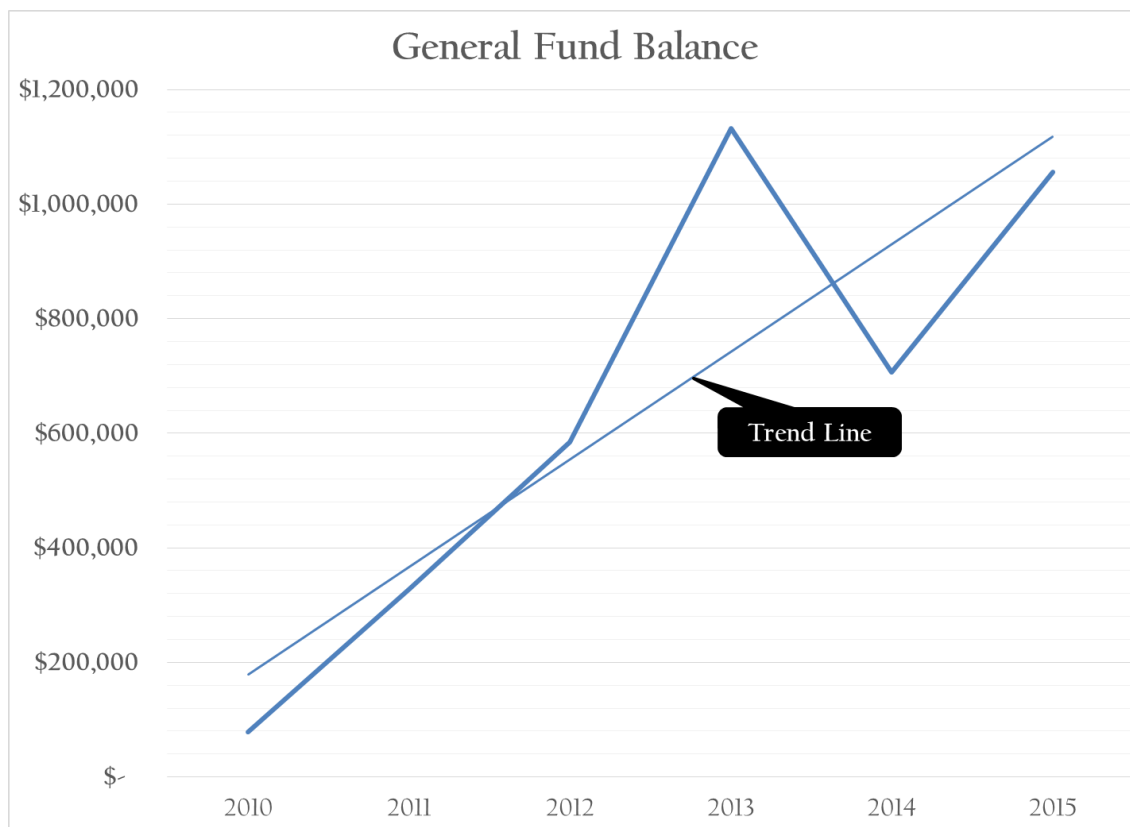
## 2016-2017 APPROVED BUDGET

---

### Use of Reserves or Fund Balance

An important aspect of the financial health of a city is the fund balance. The fund balance is the excess of an entity's assets over its liabilities in governmental funds. A negative fund balance is also called a deficit. The State of Utah requires cities to maintain a fund balance in the General Fund of at least 5%, and no more than 18%, of budgeted revenues less qualifying transfers (Utah Code Annotated 10.6.116).

Due to economic conditions in 2008-09, the General Fund balance dipped below the Utah State requirement of 5% which resulted in an audit finding. Considerable effort has been made to increase the General Fund balance and in 2012, the balance returned to acceptable levels. The following chart illustrates the city's successful efforts to restore fund balance. In 2013, cash on hand from projects in-process accounted for the artificial increase in fund balance. With the completion of those projects, the growth trends were restored to normal levels.



It is Santaquin City's policy to only use fund balance reserves for capital or one-time expenditures. The city strives to keep operational costs within the scope of its dependable revenue and only use the fund balance reserves to pay for major capital expenditures.

**SANTAQUIN CITY**  
**2016-2017 APPROVED BUDGET**

---

**Fund to Fund Transfers:**

Due to low property tax and sales tax revenues, it is necessary for Santaquin City to transfer funds from the Enterprise Funds (e.g. Water, Sewer, and Pressurized Irrigation Water) into the General Fund for the purpose of covering overhead related costs. Funds are also transferred from the General Fund into the Special Revenue Funds to meet their operational needs. Finally, funds are transferred from the Enterprise Funds into the Capital Project Funds to cover capital related expenditures related to the Enterprise Funds. The fund transfers proposed for the 2016-2017 Budget are found on the following page:

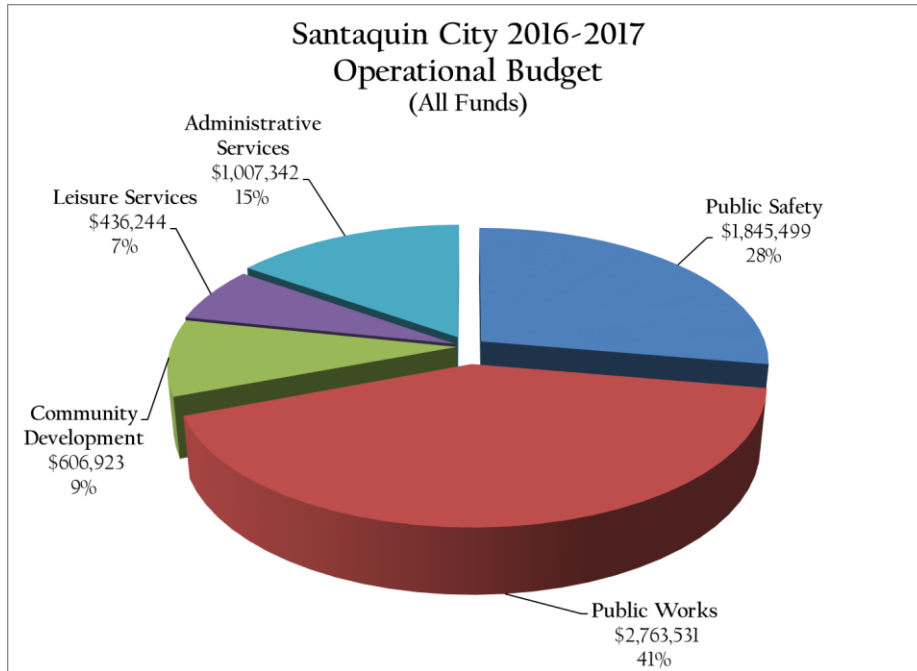
**SANTAQUIN CITY**  
**2016-2017 APPROVED BUDGET**

<b>Santaquin City</b>					
<b>2016-2017 Budgeted Transfers</b>					
<b><u>General Fund Transfers In:</u></b>			<b><u>Transfer From:</u></b>		
<b>Fund</b>	<b>Acct No</b>	<b>Amount</b>	<b>Fund</b>	<b>Acct No</b>	<b>Amount</b>
General Fund	0-39-NEW	\$ 55,910	Repmt - PS Impact Fee Fund	58-40-NEW	\$ 55,910
General Fund	10-39-909	\$ 189,863	Pressurized Irr	54-40-900	\$ 189,863
General Fund	10-39-910	\$ 501,101	Water Fund	51-40-900	\$ 501,101
General Fund	10-39-911	\$ 149,752	Sewer Fund	52-40-830	\$ 149,752
<b>Total GF Transfer In</b>		<b>\$ 896,625</b>	<b>Total Transfer Out:</b>		<b>\$ 896,625</b>
<b><u>General Fund Transfers Out:</u></b>			<b><u>Transfer To:</u></b>		
<b>Fund</b>	<b>Acct No</b>	<b>Amount</b>	<b>Fund</b>	<b>Acct No</b>	<b>Amount</b>
General Fund	10-90-200	\$ 21,146	Recreation Fund	61-39-100	\$ 21,146
General Fund	10-90-205	\$ 7,400	Royalty Fund	64-39-100	\$ 7,400
General Fund	10-90-300	\$ 9,596	Chieftain Museum	63-39-100	\$ 9,596
General Fund	10-90-400	\$ 78,138	Library Fund	72-39-410	\$ 78,138
General Fund	10-90-500	\$ 23,565	Seniors Fund	75-39-100	\$ 23,565
General Fund	10-90-550	\$ 61,500	Comp Cap Fund	49-39-100	\$ 61,500
General Fund	10-90-600	\$ 66,308	Capital Projects	41-39-100	\$ 66,308
General Fund	10-90-700	\$ 290,670	Capital Veh & Equip	42-39-100	\$ 290,670
General Fund	10-90-860	\$ 196,858	Fire Department Fund	73-39-100	\$ 196,858
General Fund	10-90-870	\$ 488,500	Road SSD Fund	Separate Entity	\$ 488,500
General Fund	10-90-884	\$ 184,540	Local Building Authority	Separate Entity	\$ 184,540
<b>Total GF Transfer Out:</b>		<b>\$ 1,428,221</b>	<b>Total Transfers In:</b>		<b>\$ 1,428,221</b>
<b><u>Public Works Capital Repair &amp; Replacement Holding Fund (Transfers In):</u></b>					
PW Capital Fund	44-39-110	\$ 66,600	Water Fund	51-40-901	\$ 66,600
PW Capital Fund	44-39-120	\$ 66,600	Sewer Fund	52-40-901	\$ 66,600
PW Capital Fund	44-39-130	\$ 66,600	Pressurized Irrigation Fund	54-40-901	\$ 66,600
PW Capital Fund	44-39-140	\$ 33,300	Storm Drainage Fund	50-41-901	\$ 33,300
		<b>\$ 233,100</b>			<b>\$ 233,100</b>
<b><u>Public Works Capital Repair &amp; Replacement Holding Fund (Transfers Out):</u></b>					
PW Capital Fund	4-40-NEV	\$ 186,600	Capital Projects Fund		\$ 186,600
PW Capital Fund	44-40-740	\$ 35,308	Capital Vehicles Fund		\$ 35,308
		<b>\$ 221,908</b>			<b>\$ 221,908</b>
<b><u>Other Transfers In:</u></b>			<b><u>Other Transfers Out:</u></b>		
Comp Cap Fund	43-39-110	\$ 36,000	Water Fund	43-39-110	\$ 36,000
Comp Cap Fund	43-39-120	\$ 36,000	Sewer Fund	43-39-120	\$ 36,000
Comp Cap Fund	43-39-130	\$ 36,000	PI Fund	43-39-130	\$ 36,000
PI Impact Fees	60-38-900	\$ 193,765	PI Fund	54-40-920	\$ 193,765
Sewer Fund	52-38-910	\$ 158,750	Sewer Impact Fee Fund	56-40-900	\$ 158,750
<b>Total Other Transfers In:</b>		<b>\$ 460,515</b>	<b>Total Other Transfers From:</b>		<b>\$ 460,515</b>

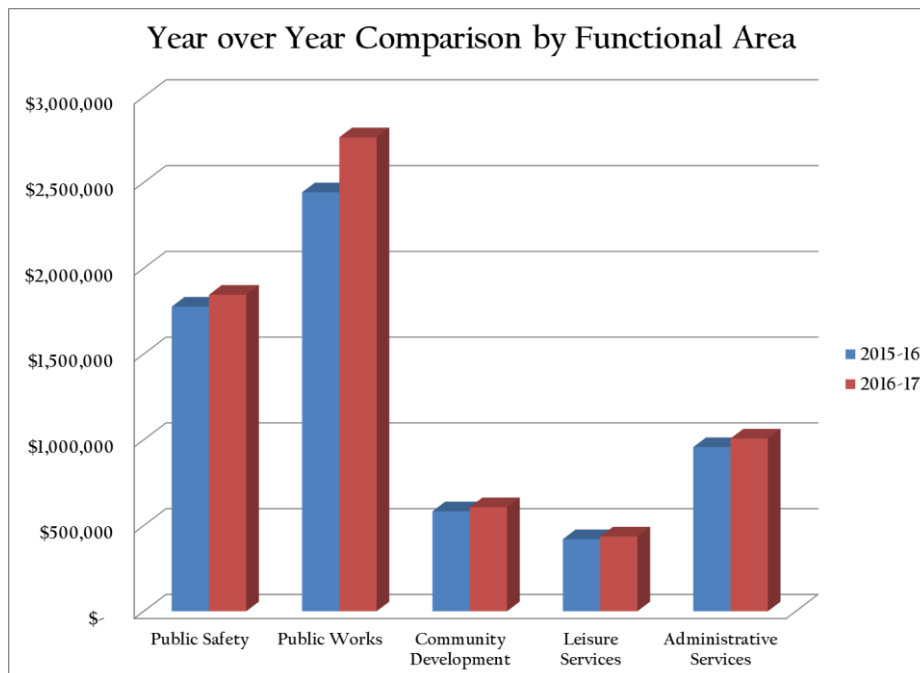
# SANTAQUIN CITY 2016-2017 APPROVED BUDGET

## Citywide Expenditures

The total operational budget (excluding capital projects) for 2016-2017 is \$6,659,539. The graph below shows operational expenditures by functional area of the city.

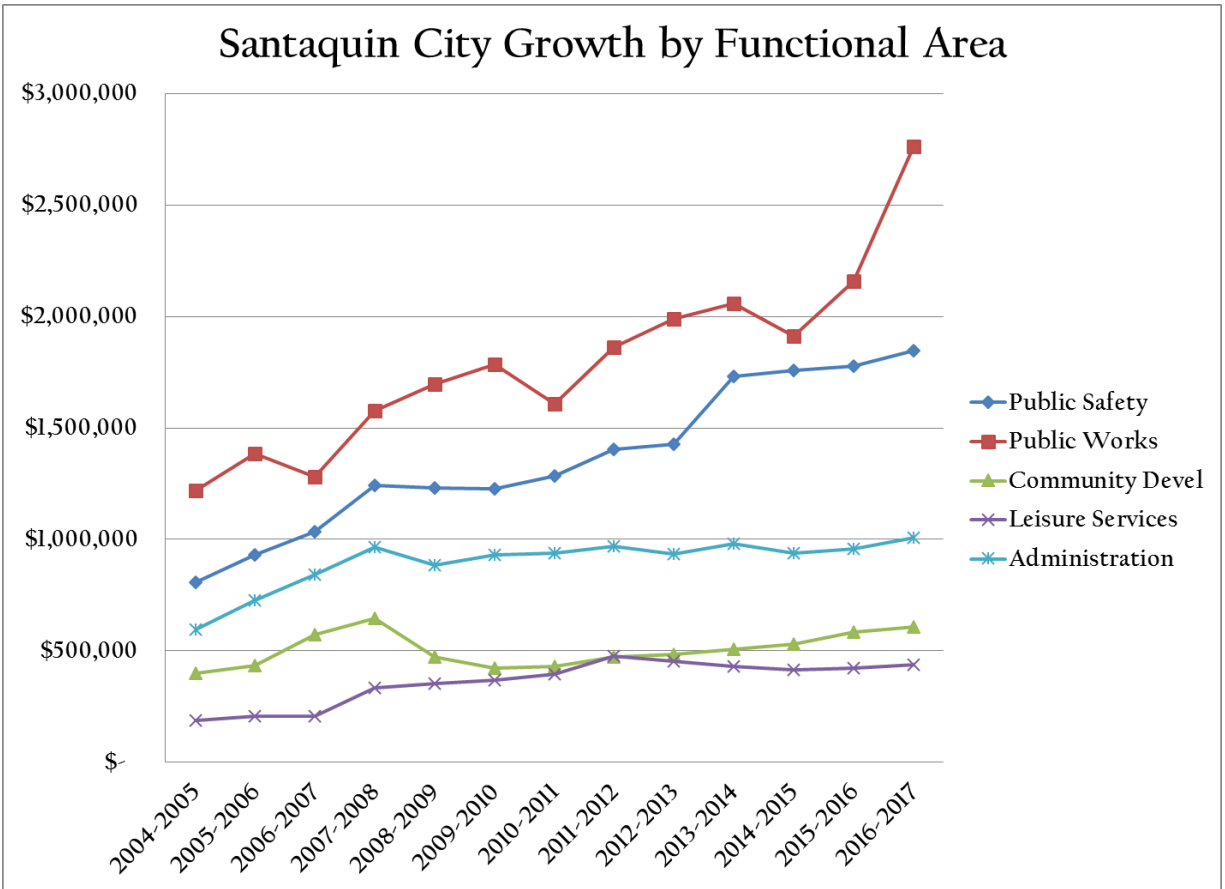


The year over year comparison of each functional area is illustrated below:



**SANTAQUIN CITY**  
**2016-2017 APPROVED BUDGET**

Finally, the growth over time of the operational budget of each functional area is outlined in the chart below:



Found on the next seven pages is a Budget Summary for the entire city (all funds).

**SANTAQUIN CITY**  
2016-2017 APPROVED BUDGET

<b>Santaquin City</b>						
<b>2016-2017 Final Budget</b>						
Account Number Description	Actuals (2014-2015)	Revised Budget (2015-2016)	Actual Thru Mar (2015-2016) 75% of Year	Projected Budget (2016-2017)	%Chg.	\$ Chg.
<b>GENERAL FUND</b>						
<b>REVENUES:</b>						
TOTAL TAXES	\$ 2,240,449	\$ 2,353,500	\$ 1,906,503	\$ 2,431,750	5.7%	\$ 130,250
TOTAL LICENSES AND PERMITS	\$ 441,196	\$ 470,400	\$ 339,236	\$ 596,268	45.3%	\$ 185,868
TOTAL INTERGOVERNMENTAL REVENUE	\$ 370,597	\$ 452,989	\$ 302,525	\$ 450,489	-0.1%	\$ (575)
TOTAL CHARGES FOR SERVICES	\$ 685,711	\$ 996,990	\$ 550,602	\$ 783,865	-21.4%	\$ (213,125)
TOTAL FINES AND FORFEITURES	\$ 217,785	\$ 221,000	\$ 155,264	\$ 226,000	2.3%	\$ 5,000
TOTAL MISCELLANEOUS REVENUE	\$ 379,436	\$ 48,450	\$ 17,370	\$ 48,950	1.0%	\$ 500
TOTAL CONTRIBUTIONS AND TRANSFERS	\$ 864,165	\$ 1,046,675	\$ 762,692	\$ 896,625	-11.8%	\$ (120,298)
<b>TOTAL FUND REVENUE</b>	<b>\$ 5,205,130</b>	<b>\$ 5,595,004</b>	<b>\$ 4,042,941</b>	<b>\$ 5,447,697</b>	<b>-0.1%</b>	<b>\$ (3,630)</b>
<b>EXPENDITURES:</b>						
TOTAL LEGISLATIVE	\$ 55,903	\$ 85,351	\$ 68,878	\$ 71,226	10.7%	\$ 6,875
TOTAL COURT	\$ 298,047	\$ 328,107	\$ 252,474	\$ 317,690	11.1%	\$ 31,683
TOTAL ADMINISTRATION	\$ 479,565	\$ 501,192	\$ 404,233	\$ 512,317	5.4%	\$ 26,125
TOTAL ENGINEERING DEPT	\$ 141,261	\$ 193,425	\$ 128,014	\$ 200,908	3.9%	\$ 7,483
TOTAL GENERAL GOVERNMENT BUILDINGS	\$ 106,049	\$ 132,015	\$ 83,649	\$ 106,109	-12.2%	\$ (14,678)
TOTAL POLICE	\$ 1,349,264	\$ 1,422,223	\$ 1,045,989	\$ 1,449,909	4.6%	\$ 63,411
TOTAL STREETS	\$ 250,056	\$ 259,825	\$ 199,441	\$ 261,161	5.2%	\$ 12,886
TOTAL SANITATION	\$ 318,414	\$ 405,500	\$ 286,364	\$ 387,073	-4.5%	\$ (18,427)
TOTAL BUILDING INSPECTION	\$ 207,898	\$ 184,801	\$ 135,685	\$ 184,742	0.0%	\$ (59)
TOTAL PARKS	\$ 125,850	\$ 208,915	\$ 107,814	\$ 150,565	-27.9%	\$ (58,350)
TOTAL EMERGENCY MANAGEMENT SERVICES	\$ -	\$ -	\$ -	\$ -	#DIV/0!	\$ -
TOTAL CEMETERY	\$ 71,893	\$ 78,022	\$ 38,747	\$ 116,502	49.3%	\$ 38,480
TOTAL PLANNING & ZONING	\$ 180,584	\$ 205,013	\$ 150,922	\$ 221,273	7.9%	\$ 16,259
TOTAL TRANSFERS	\$ 1,265,797	\$ 1,590,614	\$ 1,102,269	\$ 1,468,221	-7.3%	\$ (115,319)
<b>TOTAL FUND EXPENDITURES</b>	<b>\$ 4,850,580</b>	<b>\$ 5,595,004</b>	<b>\$ 4,004,480</b>	<b>\$ 5,447,697</b>	<b>-0.1%</b>	<b>\$ (3,630)</b>
<b>NET REVENUE OVER EXPENDITURES</b>	<b>\$ 354,549</b>	<b>\$ 0</b>	<b>\$ 38,461</b>	<b>\$ 0</b>	<b>0%</b>	<b>\$ 0</b>
<b>CAPITAL PROJECTS FUND</b>						
<b>TOTAL FUND REVENUES</b>	<b>\$ 129,799</b>	<b>\$ 2,793,314</b>	<b>\$ 1,577,628</b>	<b>\$ 814,500</b>	<b>73.9%</b>	<b>\$ 346,186</b>
<b>EXPENDITURES:</b>						
<b>TOTAL FUND EXPENDITURES</b>	<b>\$ 282,340</b>	<b>\$ 2,793,314</b>	<b>\$ 1,651,059</b>	<b>\$ 814,500</b>	<b>73.9%</b>	<b>\$ 346,186</b>
<b>NET REVENUE OVER EXPENDITURES</b>	<b>\$ (152,540)</b>	<b>\$ -</b>	<b>\$ (73,431)</b>	<b>\$ 0</b>	<b>#DIV/0!</b>	<b>\$ 0</b>

**SANTAQUIN CITY**  
2016-2017 APPROVED BUDGET

<b>Santaquin City</b>						
<b>2016-2017 Final Budget</b>						
Account Number Description	Actuals (2014-2015)	Revised Budget (2015-2016)	Actual Thru Mar (2015-2016) 75% of Year	Projected Budget (2016-2017)	%Chg.	\$ Chg.
<b>CAPITAL VEHICLE AND EQUIPMENT</b>						
TOTAL FUND REVENUE	\$ 499,246	\$ 726,716	\$ 462,485	\$ 1,132,478	57.3%	\$ 412,563
TOTAL FUND EXPENDITURES	\$ 533,214	\$ 726,715	\$ 369,650	\$ 1,132,478	62.1%	\$ 433,680
NET REVENUE OVER EXPENDITURES	\$ (33,968)	\$ 0	\$ 92,836	\$ 0	-100.0%	\$ (21,117)
<b>COMPUTER TECHNOLOGY CAPITAL FUND</b>						
TOTAL FUND REVENUE	\$ 139,500	\$ 180,900	\$ 108,000	\$ 169,500	17.7%	\$ 25,500
TOTAL FUND EXPENDITURES	\$ 125,577	\$ 180,900	\$ 152,919	\$ 169,500	17.7%	\$ 25,500
NET REVENUE OVER EXPENDITURES	\$ 13,922	\$ -	\$ (44,919)	\$ -	0.0%	\$ -
<b>PUBLIC WORKS CAPITAL REPAIR AND REPLACEMENT HOLDING FUND</b>						
TOTAL FUND REVENUE	\$ -	\$ 58,200	\$ -	\$ 233,100	#DIV/0!	\$ 233,100
TOTAL FUND EXPENDITURES	\$ -	\$ 58,200	\$ -	\$ 233,100	#DIV/0!	\$ 233,100
NET REVENUE OVER EXPENDITURES	\$ -	\$ -	\$ -	\$ -	#DIV/0!	\$ -
<b>STORM DRAINAGE FUND</b>						
TOTAL FUND REVENUE	\$ -	\$ 10,800	\$ 2,697	\$ 113,300	#DIV/0!	\$ 113,300
TOTAL FUND EXPENDITURES	\$ -	\$ 10,800	\$ -	\$ 113,300	#DIV/0!	\$ 113,300
NET REVENUE OVER EXPENDITURES	\$ -	\$ -	\$ 2,697	\$ -	#DIV/0!	\$ -

**SANTAQUIN CITY**  
2016-2017 APPROVED BUDGET

<b>Santaquin City</b>						
<b>2016-2017 Final Budget</b>						
Account Number Description	Actuals (2014-2015)	Revised Budget (2015-2016)	Actual Thru Mar (2015-2016) 75% of Year	Projected Budget (2016-2017)	%Chg.	\$ Chg.
<b>WATER FUND - ENTERPRISE FUND</b>						
<b>REVENUES:</b>						
TOTAL ENTERPRISE REVENUE	\$ 995,422	\$ 1,063,933	\$ 808,354	\$ 1,133,700	11.4%	\$ 115,700
TOTAL MISCELLANEOUS REVENUE	\$ 92,905	\$ 24,000	\$ 23,984	\$ 26,500	10.4%	\$ 2,500
TOTAL CONTRIBUTIONS AND TRANSFERS	\$ -	\$ -	\$ -	\$ -	#DIV/0!	\$ -
<b>TOTAL FUND REVENUE</b>	<b>\$ 1,088,327</b>	<b>\$ 1,087,933</b>	<b>\$ 832,338</b>	<b>\$ 1,160,200</b>	<b>11.3%</b>	<b>\$ 118,200</b>
<b>EXPENDITURES:</b>						
TOTAL EXPENDITURES	\$ 1,162,172	\$ 1,087,933	\$ 783,668	\$ 1,160,200	11.3%	\$ 118,200
<b>TOTAL FUND EXPENDITURES</b>	<b>\$ 1,162,172</b>	<b>\$ 1,087,933</b>	<b>\$ 783,668</b>	<b>\$ 1,160,200</b>	<b>11.3%</b>	<b>\$ 118,200</b>
<b>NET REVENUE OVER EXPENDITURES</b>	<b>\$ (73,844)</b>	<b>\$ -</b>	<b>\$ 48,671</b>	<b>\$ 0</b>	<b>#DIV/0!</b>	<b>\$ 0</b>
<b>SEWER FUND</b>						
<b>REVENUES:</b>						
TOTAL ENTERPRISE REVENUE	\$ 1,371,841	\$ 1,436,650	\$ 1,070,232	\$ 1,487,700	7.2%	\$ 99,700
TOTAL MISCELLANEOUS REVENUE	\$ 2,270	\$ 5,200	\$ 4,488	\$ 7,000	250.0%	\$ 5,000
TOTAL CONTRIBUTIONS AND TRANSFERS	\$ 156,000	\$ 253,333	\$ 150,000	\$ 158,750	-20.6%	\$ (41,250)
<b>TOTAL FUND REVENUE</b>	<b>\$ 1,530,111</b>	<b>\$ 1,695,183</b>	<b>\$ 1,224,720</b>	<b>\$ 1,653,450</b>	<b>4.0%</b>	<b>\$ 63,450</b>
<b>EXPENDITURES:</b>						
TOTAL EXPENDITURES	\$ 1,051,885	\$ 1,695,183	\$ 694,147	\$ 1,653,450	4.0%	\$ 63,450
<b>TOTAL FUND EXPENDITURES</b>	<b>\$ 1,051,885</b>	<b>\$ 1,695,183</b>	<b>\$ 694,147</b>	<b>\$ 1,653,450</b>	<b>4.0%</b>	<b>\$ 63,450</b>
<b>NET REVENUE OVER EXPENDITURES</b>	<b>\$ 478,226</b>	<b>\$ -</b>	<b>\$ 530,573</b>	<b>\$ 0</b>	<b>#DIV/0!</b>	<b>\$ 0</b>
<b>PRESSURIZED IRRIGATION</b>						
<b>TOTAL FUND REVENUE</b>	<b>\$ 685,502</b>	<b>\$ 805,533</b>	<b>\$ 606,932</b>	<b>\$ 829,200</b>	<b>18.5%</b>	<b>\$ 129,200</b>
<b>TOTAL FUND EXPENDITURES</b>	<b>\$ 777,353</b>	<b>\$ 805,533</b>	<b>\$ 593,064</b>	<b>\$ 829,200</b>	<b>18.5%</b>	<b>\$ 129,200</b>
<b>NET REVENUE OVER EXPENDITURES</b>	<b>\$ (91,851)</b>	<b>\$ -</b>	<b>\$ 13,868</b>	<b>\$ 0</b>	<b>#DIV/0!</b>	<b>\$ 0</b>



**SANTAQUIN CITY**  
2016-2017 APPROVED BUDGET

<b>Santaquin City</b>						
<b>2016-2017 Final Budget</b>						
Account Number Description	Actuals (2014-2015)	Revised Budget (2015-2016)	Actual Thru Mar (2015-2016) 75% of Year	Projected Budget (2016-2017)	%Chg.	\$ Chg.
<b>CULINARY WATER IMPACT FEES</b>						
TOTAL FUND REVENUE	\$ 70,848	\$ 98,090	\$ 68,752	\$ 149,100	106.6%	\$ 76,940
TOTAL FUND EXPENDITURES	\$ 593,003	\$ 98,090	\$ 54,640	\$ 149,100	106.6%	\$ 76,940
NET REVENUE OVER EXPENDITURES	\$ (522,155)	\$ -	\$ 14,112	\$ -	#DIV/0!	\$ -
<b>SEWER IMPACT FEES</b>						
TOTAL FUND REVENUE	\$ 435,836	\$ 482,000	\$ 363,540	\$ 682,350	54.4%	\$ 240,350
TOTAL FUND EXPENDITURES	\$ 1,247,147	\$ 482,000	\$ 341,357	\$ 682,350	54.4%	\$ 240,350
NET REVENUE OVER EXPENDITURES	\$ (811,311)	\$ -	\$ 22,183	\$ 0	#DIV/0!	\$ 0
<b>PARK IMPACT FEES</b>						
TOTAL FUND REVENUE	\$ 277,991	\$ 280,500	\$ 236,500	\$ 425,500	51.7%	\$ 145,000
TOTAL FUND EXPENDITURES	\$ 67,387	\$ 280,500	\$ 92,817	\$ 425,500	51.7%	\$ 145,000
NET REVENUE OVER EXPENDITURES	\$ 210,604	\$ -	\$ 143,683	\$ -	#DIV/0!	\$ -
<b>PUBLIC SAFETY IMPACT FEES</b>						
TOTAL FUND REVENUE	\$ 161,818	\$ 161,315	\$ 127,198	\$ 60,910	-61.9%	\$ (98,908)
TOTAL FUND EXPENDITURES	\$ 161,818	\$ 161,315	\$ 159,315	\$ 60,910	-61.9%	\$ (98,908)
NET REVENUE OVER EXPENDITURES	\$ 0	\$ -	\$ (32,117)	\$ -	#DIV/0!	\$ -
<b>TRANSPORTATION IMPACT FEES</b>						
TOTAL FUND REVENUE	\$ 39,292	\$ 189,196	\$ 149,297	\$ 347,104	83.5%	\$ 157,908
TOTAL FUND EXPENDITURES	\$ 39,196	\$ 189,196	\$ 51,176	\$ 347,104	83.5%	\$ 157,908
NET REVENUE OVER EXPENDITURES	\$ 96	\$ -	\$ 98,121	\$ 0	#DIV/0!	\$ 0

**SANTAQUIN CITY**  
2016-2017 APPROVED BUDGET

<b>Santaquin City</b>						
<b>2016-2017 Final Budget</b>						
Account Number Description	Actuals (2014-2015)	Revised Budget (2015-2016)	Actual Thru Mar (2015-2016) 75% of Year	Projected Budget (2016-2017)	%Chg.	\$ Chg.
<b>PRESSURIZED IRRIGATION WATER IMPACT FEES</b>						
TOTAL FUND REVENUE	\$ 524,060	\$ 659,933	\$ 327,148	\$ 600,940	32.9%	\$ 148,931
TOTAL FUND EXPENDITURES	\$ 419,743	\$ 659,933	\$ 296,367	\$ 600,940	32.9%	\$ 148,931
NET REVENUE OVER EXPENDITURES	\$ 104,317	\$ -	\$ 30,781	\$ 0	#DIV/0!	\$ 0
<b>RECREATION - SPECIAL REV FUND</b>						
<b>REVENUES:</b>						
TOTAL INTERGOVERNMENTAL REVENUE	\$ 32,722	\$ 46,400	\$ 38,896	\$ 46,400	0.0%	\$ -
TOTAL CHARGES FOR SERVICES	\$ 112,623	\$ 97,300	\$ 84,320	\$ 101,100	3.9%	\$ 3,800
TOTAL CONTRIBUTIONS AND TRANSFERS	\$ 7,000	\$ 20,555	\$ -	\$ 21,146	2.9%	\$ 591
TOTAL FUND REVENUE	\$ 152,345	\$ 164,255	\$ 123,216	\$ 168,646	2.7%	\$ 4,391
<b>EXPENDITURES:</b>						
TOTAL EXPENDITURES	\$ 158,071	\$ 164,255	\$ 119,354	\$ 168,646	2.7%	\$ 4,391
TOTAL FUND EXPENDITURES	\$ 158,071	\$ 164,255	\$ 119,354	\$ 168,646	2.7%	\$ 4,391
NET REVENUE OVER EXPENDITURES	\$ (5,726)	\$ 0	\$ 3,862	\$ 0	710.0%	\$ 0
<b>SANTAQUIN DAYS ENTERPRISE FUND</b>						
<b>REVENUES:</b>						
TOTAL CHARGES FOR SERVICES	\$ 27,815	\$ 28,950	\$ 35,178	\$ 33,350	15.2%	\$ 4,400
TOTAL MISCELLANEOUS REVENUE	\$ 39,930	\$ 30,000	\$ 5,030	\$ 37,000	23.3%	\$ 7,000
TOTAL CONTRIBUTIONS AND TRANSFERS	\$ -	\$ 12,000	\$ -	\$ -	-100.0%	\$ (2,000)
TOTAL FUND REVENUE	\$ 67,745	\$ 70,950	\$ 40,208	\$ 70,350	15.4%	\$ 9,400
<b>EXPENDITURES:</b>						
TOTAL EXPENDITURES	\$ 75,977	\$ 70,950	\$ 67,568	\$ 70,350	15.4%	\$ 9,400
TOTAL FUND EXPENDITURES	\$ 75,977	\$ 70,950	\$ 67,568	\$ 70,350	15.4%	\$ 9,400
NET REVENUE OVER EXPENDITURES	\$ (8,232)	\$ -	\$ (27,360)	\$ -	#DIV/0!	\$ -

**SANTAQUIN CITY**  
2016-2017 APPROVED BUDGET

<b>Santaquin City</b>						
<b>2016-2017 Final Budget</b>						
Account Number Description	Actuals (2014-2015)	Revised Budget (2015-2016)	Actual Thru Mar (2015-2016) 75% of Year	Projected Budget (2016-2017)	%Chg.	\$ Chg.
<b>CHIEFTAIN MUSEUM</b>						
<b>REVENUES:</b>						
TOTAL INTERGOVERNMENTAL REVENUE	\$ 2,021	\$ -	\$ 333	\$ -	#DIV/0!	\$ -
TOTAL MISCELLANEOUS REVENUE					#DIV/0!	\$ -
TOTAL CONTRIBUTIONS AND TRANSFERS	\$ 4,200	\$ 34,655	\$ 3,150	\$ 9,596	54.8%	\$ 3,396
<b>TOTAL FUND REVENUE</b>	<b>\$ 6,221</b>	<b>\$ 34,655</b>	<b>\$ 3,483</b>	<b>\$ 9,596</b>	54.8%	\$ 3,396
<b>EXPENDITURES:</b>						
TOTAL EXPENDITURES	\$ 7,698	\$ 34,655	\$ 30,654	\$ 9,596	54.8%	\$ 3,396
<b>TOTAL FUND EXPENDITURES</b>	<b>\$ 7,698</b>	<b>\$ 34,655</b>	<b>\$ 30,654</b>	<b>\$ 9,596</b>	54.8%	\$ 3,396
<b>NET REVENUE OVER EXPENDITURES</b>	<b>\$ (1,477)</b>	<b>\$ -</b>	<b>\$ (27,172)</b>	<b>\$ 0</b>	#DIV/0!	\$ 0
<b>ROYALTY FUND</b>						
TOTAL FUND REVENUE		\$ 11,099		\$ 10,800		
TOTAL EXPENDITURES	\$ 5,407	\$ 10,699	\$ 3,934	\$ 10,800	58.6%	\$ 3,990
<b>NET REVENUE OVER EXPENDITURES</b>	<b>\$ 2,073</b>	<b>\$ 400</b>	<b>\$ 2,848</b>	<b>\$ -</b>	#DIV/0!	\$ -
<b>LIBRARY FUND</b>						
<b>REVENUES:</b>						
TOTAL TAXES	\$ 53,011	\$ 57,000	\$ 53,226	\$ 58,500	2.6%	\$ 1,500
TOTAL MISCELLANEOUS REVENUE	\$ 11,040	\$ 19,000	\$ 4,488	\$ 11,000	-42.1%	\$ (8,000)
TOTAL CONTRIBUTIONS AND TRANSFERS	\$ 62,200	\$ 74,292	\$ 55,719	\$ 78,138	5.2%	\$ 3,846
<b>TOTAL FUND REVENUE</b>	<b>\$ 126,251</b>	<b>\$ 150,292</b>	<b>\$ 113,433</b>	<b>\$ 147,638</b>	-1.8%	\$ (2,654)
<b>EXPENDITURES:</b>						
TOTAL EXPENDITURES	\$ 133,363	\$ 150,292	\$ 100,690	\$ 147,638	-1.8%	\$ (2,654)
<b>TOTAL FUND EXPENDITURES</b>	<b>\$ 133,363</b>	<b>\$ 150,292</b>	<b>\$ 100,690</b>	<b>\$ 147,638</b>	-1.8%	\$ (2,654)
<b>NET REVENUE OVER EXPENDITURES</b>	<b>\$ (7,112)</b>	<b>\$ -</b>	<b>\$ 12,743</b>	<b>\$ 0</b>	#DIV/0!	\$ 0

**SANTAQUIN CITY**  
**2016-2017 APPROVED BUDGET**

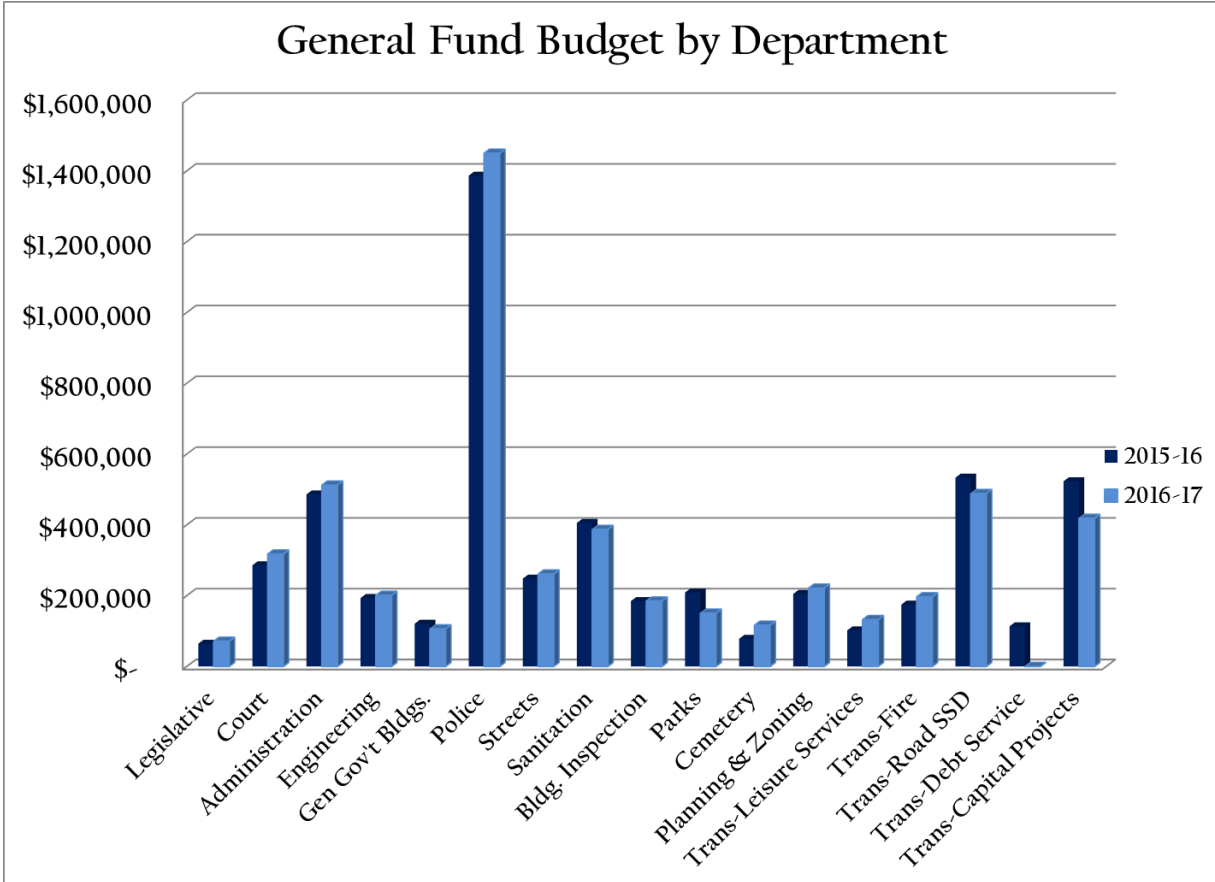
<b>Santaquin City</b>						
<b>2016-2017 Final Budget</b>						
Account Number Description	Actuals (2014-2015)	Revised Budget (2015-2016)	Actual Thru Mar (2015-2016) 75% of Year	Projected Budget (2016-2017)	%Chg.	\$ Chg.
<b>SENIOR CITIZENS FUND</b>						
<b>REVENUES:</b>						
TOTAL CHARGES FOR SERVICES	\$ 16,601	\$ 14,950	\$ 9,992	\$ 15,650	4.7%	\$ 700
TOTAL MISCELLANEOUS REVENUE	\$ 620	\$ 500	\$ 800	\$ 800	60.0%	\$ 300
TOTAL CONTRIBUTIONS AND TRANSFERS	\$ 23,400	\$ 23,565	\$ 17,674	\$ 23,565	0.0%	\$ -
<b>TOTAL FUND REVENUE</b>	<b>\$ 40,621</b>	<b>\$ 39,015</b>	<b>\$ 28,465</b>	<b>\$ 40,015</b>	2.6%	\$ 1,000
<b>EXPENDITURES:</b>						
TOTAL EXPENDITURES	\$ 41,250	\$ 39,015	\$ 29,022	\$ 40,015	2.6%	\$ 1,000
<b>TOTAL FUND EXPENDITURES</b>	<b>\$ 41,250</b>	<b>\$ 39,015</b>	<b>\$ 29,022</b>	<b>\$ 40,015</b>	2.6%	\$ 1,000
<b>NET REVENUE OVER EXPENDITURES</b>	<b>\$ (629)</b>	<b>\$ -</b>	<b>\$ (556)</b>	<b>\$ 0</b>	#DIV/0!	\$ 0
<b>FIRE DEPARTMENT FUND</b>						
<b>REVENUES:</b>						
TOTAL INTERGOVERNMENTAL REVENUE	\$ 21,353	\$ 29,900	\$ 14,980	\$ 16,640	-44.3%	\$ (13,260)
TOTAL CHARGES FOR SERVICES	\$ 195,450	\$ 263,280	\$ 208,295	\$ 179,092	-3.1%	\$ (5,658)
TOTAL MISCELLANEOUS REVENUE	\$ 2,305	\$ 500	\$ 2,866	\$ 3,000	500.0%	\$ 2,500
TOTAL CONTRIBUTIONS AND TRANSFERS	\$ 202,512	\$ 174,653	\$ 130,989	\$ 196,858	12.7%	\$ 22,205
<b>TOTAL FUND REVENUE</b>	<b>\$ 421,619</b>	<b>\$ 468,333</b>	<b>\$ 357,131</b>	<b>\$ 395,590</b>	1.5%	\$ 5,787
<b>EXPENDITURES:</b>						
TOTAL FIRE PROTECTION	\$ 406,772	\$ 468,333	\$ 342,427	\$ 395,590	1.5%	\$ 5,787
<b>TOTAL FUND EXPENDITURES</b>	<b>\$ 406,772</b>	<b>\$ 468,333</b>	<b>\$ 342,427</b>	<b>\$ 395,590</b>	1.5%	\$ 5,787
<b>NET REVENUE OVER EXPENDITURES</b>	<b>\$ 14,847</b>	<b>\$ 0</b>	<b>\$ 14,704</b>	<b>\$ 0</b>	681.2%	\$ 0

### General Fund

The General Funds are used to account for resources and activities that are not required to be accounted for in another fund. The General Fund is the largest portion of the budget and is primarily supported by the taxes received by the city. The General Fund pays for police services. However, the EMT and Fire budgets were segregated in FY2013-2014 from the General Fund into a Special Revenue Fund to improve Fire Departmental accounting. Other services included in the General Fund include court, legislative, streets, planning & zoning, building inspection, parks, cemetery, and various administrative and support services such as attorneys and engineers.

**SANTAQUIN CITY**  
**2016-2017 APPROVED BUDGET**

The following chart outlines the changes by department from the 2015-2016 budget year to the 2016-2017 budget year. Note: For continuity purposes, Fire and EMS have remained in the General Fund Chart to illustrate a year over year comparison.



The table below is a total comprehensive budget by department over the past 7 years.

**SANTAQUIN CITY**  
**2016-2017 APPROVED BUDGET**

<b>Santaquin City</b>								
<b>2016-2017 General Fund by Department over 7-Years</b>								
Account Number	Description	Actuals (2010-2011)	Actuals (2011-2012)	Actuals (2012-2013)	Actuals (2013-2014)	Actuals (2014-2015)	Revised Budget (2015-2016)	Projected Budget (2016-2017)
<b>GENERAL FUND</b>								
	TOTAL LEGISLATIVE	\$ 45,740	\$ 80,085	\$ 49,554	\$ 53,523	\$ 55,903	\$ 85,351	\$ 71,226
	TOTAL COURT	\$ 243,802	\$ 286,548	\$ 263,203	\$ 248,400	\$ 298,047	\$ 328,107	\$ 317,690
	TOTAL ADMINISTRATION	\$ 583,117	\$ 506,757	\$ 514,648	\$ 566,010	\$ 479,565	\$ 501,192	\$ 512,317
	TOTAL ENGINEERING DEPT	\$ 42,886	\$ 73,720	\$ 74,271	\$ 111,870	\$ 141,261	\$ 193,425	\$ 200,908
	TOTAL GENERAL GOVERNMENT BUILDINGS	\$ 66,118	\$ 96,235	\$ 108,266	\$ 113,587	\$ 106,049	\$ 132,015	\$ 106,109
	TOTAL POLICE	\$ 1,040,398	\$ 1,179,218	\$ 1,156,029	\$ 1,229,513	\$ 1,349,264	\$ 1,422,223	\$ 1,449,909
	TOTAL STREETS	\$ 406,471	\$ 461,838	\$ 490,799	\$ 517,777	\$ 250,056	\$ 259,825	\$ 261,161
	TOTAL SANITATION	\$ 398,461	\$ 360,358	\$ 285,612	\$ 289,110	\$ 318,414	\$ 405,500	\$ 387,073
	TOTAL BUILDING INSPECTION	\$ 218,975	\$ 204,283	\$ 202,767	\$ 195,021	\$ 207,898	\$ 184,801	\$ 184,742
	TOTAL PARKS	\$ 78,324	\$ 107,825	\$ 134,655	\$ 119,664	\$ 125,850	\$ 208,915	\$ 150,565
	TOTAL CEMETERY	\$ 52,345	\$ 73,444	\$ 72,037	\$ 73,932	\$ 71,893	\$ 78,022	\$ 116,502
	TOTAL PLANNING & ZONING	\$ 168,408	\$ 193,728	\$ 207,475	\$ 200,177	\$ 180,584	\$ 205,013	\$ 221,273
	TOTAL TRANSFERS	\$ 637,691	\$ 747,637	\$ 576,547	\$ 1,241,101	\$ 1,265,797	\$ 1,590,614	\$ 1,468,221
	<b>TOTAL FUND EXPENDITURES</b>	<b>\$ 4,229,658</b>	<b>\$ 4,596,069</b>	<b>\$ 4,408,098</b>	<b>\$ 4,959,685</b>	<b>\$ 4,850,580</b>	<b>\$ 5,595,004</b>	<b>\$ 5,447,697</b>

**Functional Areas – Departmental Review**

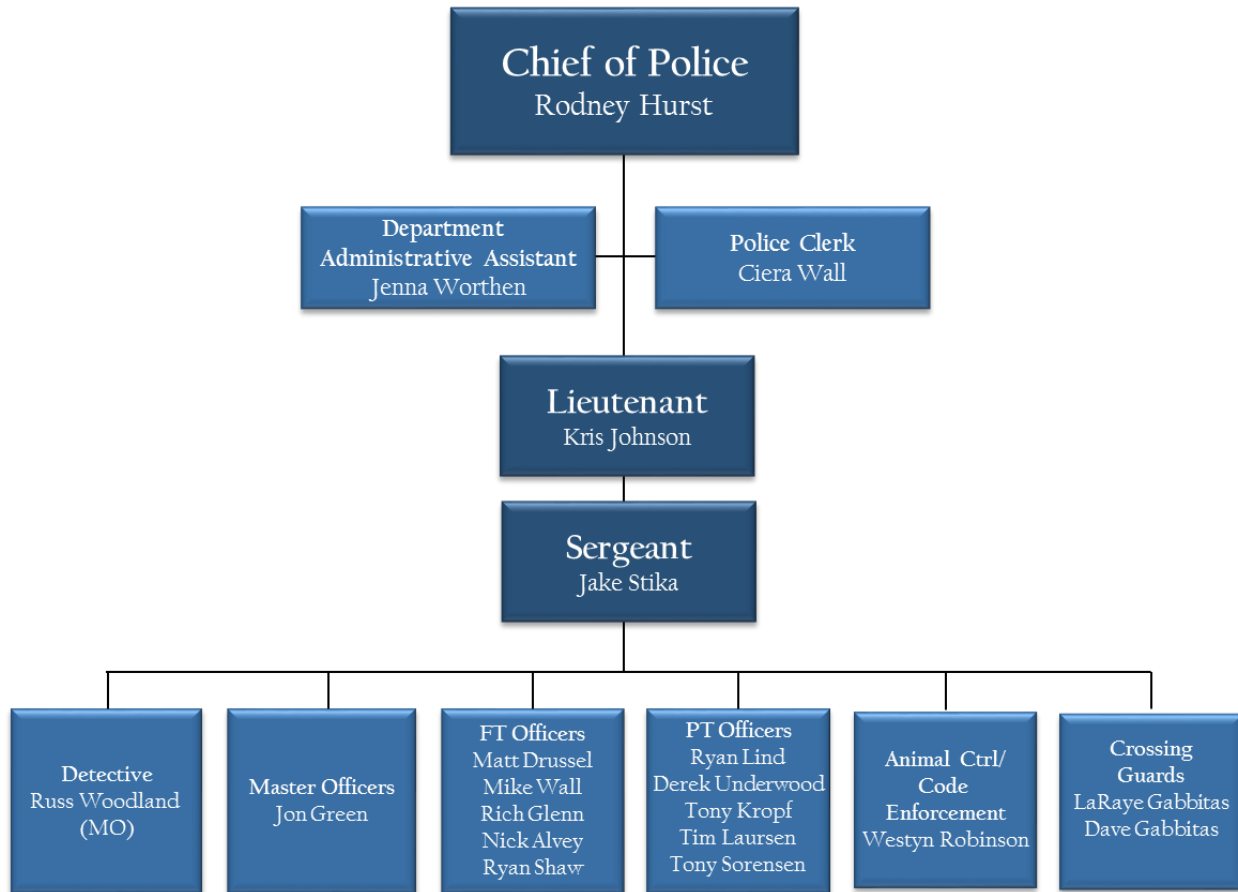
As illustrated in the chart on page 51, expenditures of the city are broken into five Functional Areas which include Public Safety, Public Works, Community Development, Leisure Services, and Administrative Services. Each Functional Area is composed of multiple departments. Each department is supervised by a Department Head and each of the Department Heads within a Functional Area is supervised by a Functional Area Director. The next section will outline the operational budgets and budget trends of each Functional Area. (Note: With the hiring of a new Fire Chief in 2013, the Public Safety Functional Area responsibilities have been split and shared by the Chief of Police and the Fire Chief, who are both considered Functional Area Directors. Though the responsibilities have been split, the financials for both departments remain consolidated under “Public Safety” for continuity purposes.)

*Public Safety*

On June 18, 2014, Rodney Hurst was sworn in as the city’s Chief of Police and has been working in partnership with Fire Chief Stephen Olson regarding the administration of all Police, Fire, and EMS operations.

SANTAQUIN CITY  
2016-2017 APPROVED BUDGET

**Santaquin City Organizational Chart  
Police Department**



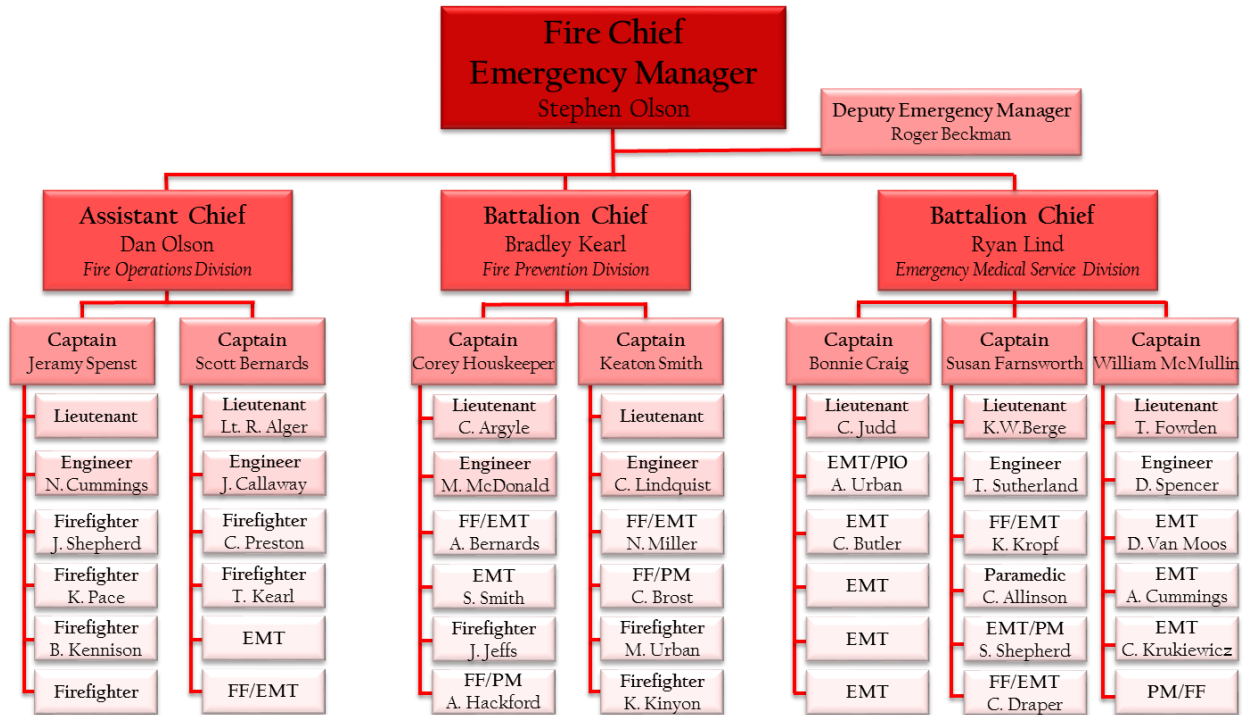
(MO) = Master Officer

**PERSONNEL SUMMARY**

PUBLIC SAFETY		Full-time	Part-time	Seasonal/Temp	Volunteers
	Police				
2016		13	7	0	0
2015		12	7	0	0
2014		12	6	0	0

SANTAQUIN CITY  
2016-2017 APPROVED BUDGET

**Santaquin City Organizational Chart  
Fire Department**

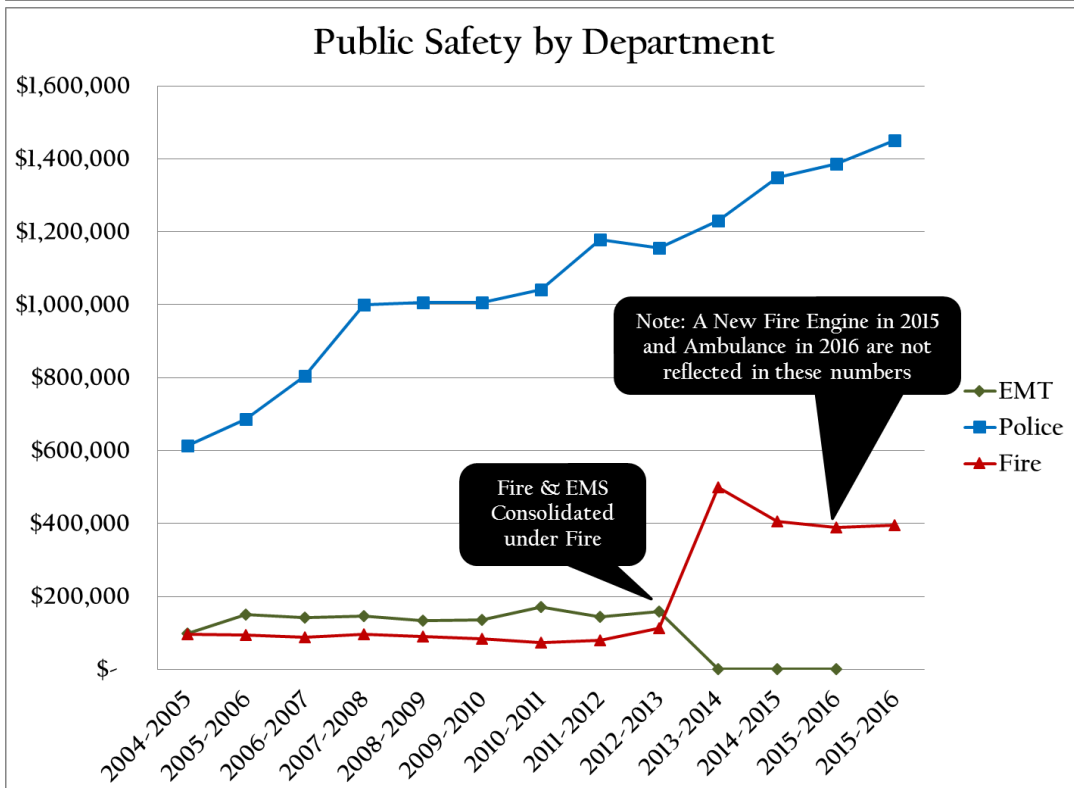
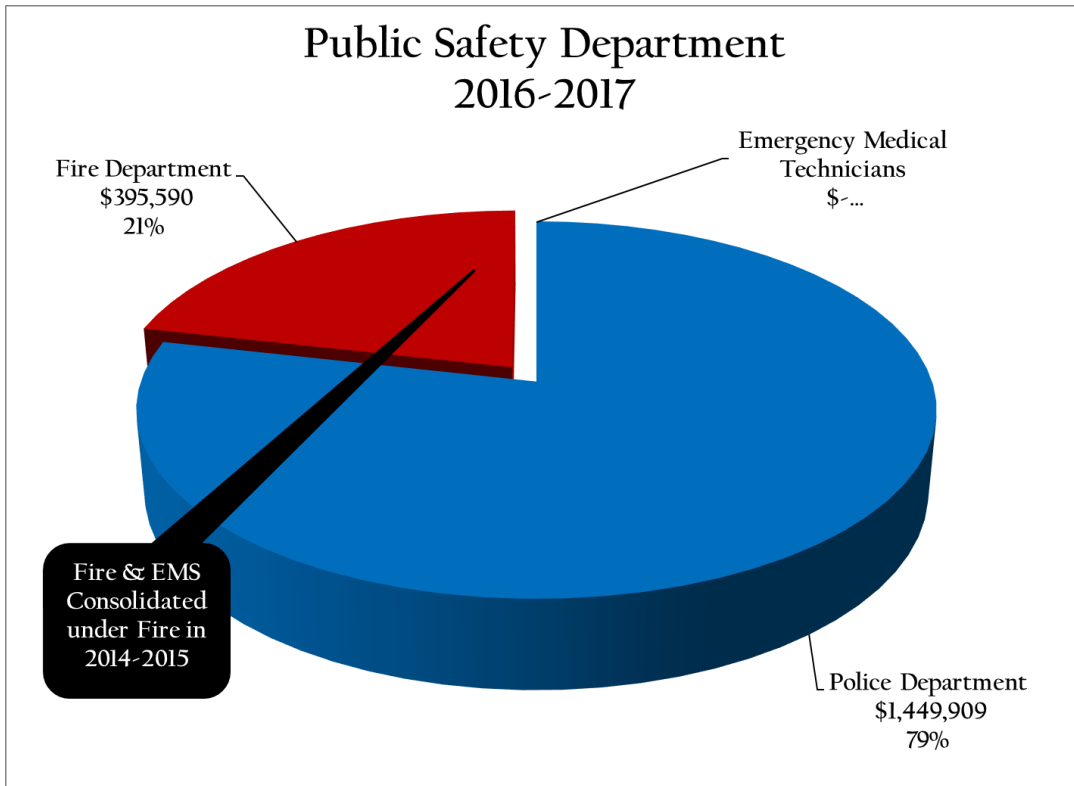


**PERSONNEL SUMMARY**

PUBLIC SAFETY	Fire/EMS	Full-time	Part-time	Seasonal/Temp	Volunteers
2016		0	1	0	43
2015		0	1	0	56
2014		0	1	0	57



SANTAQUIN CITY  
2016-2017 APPROVED BUDGET



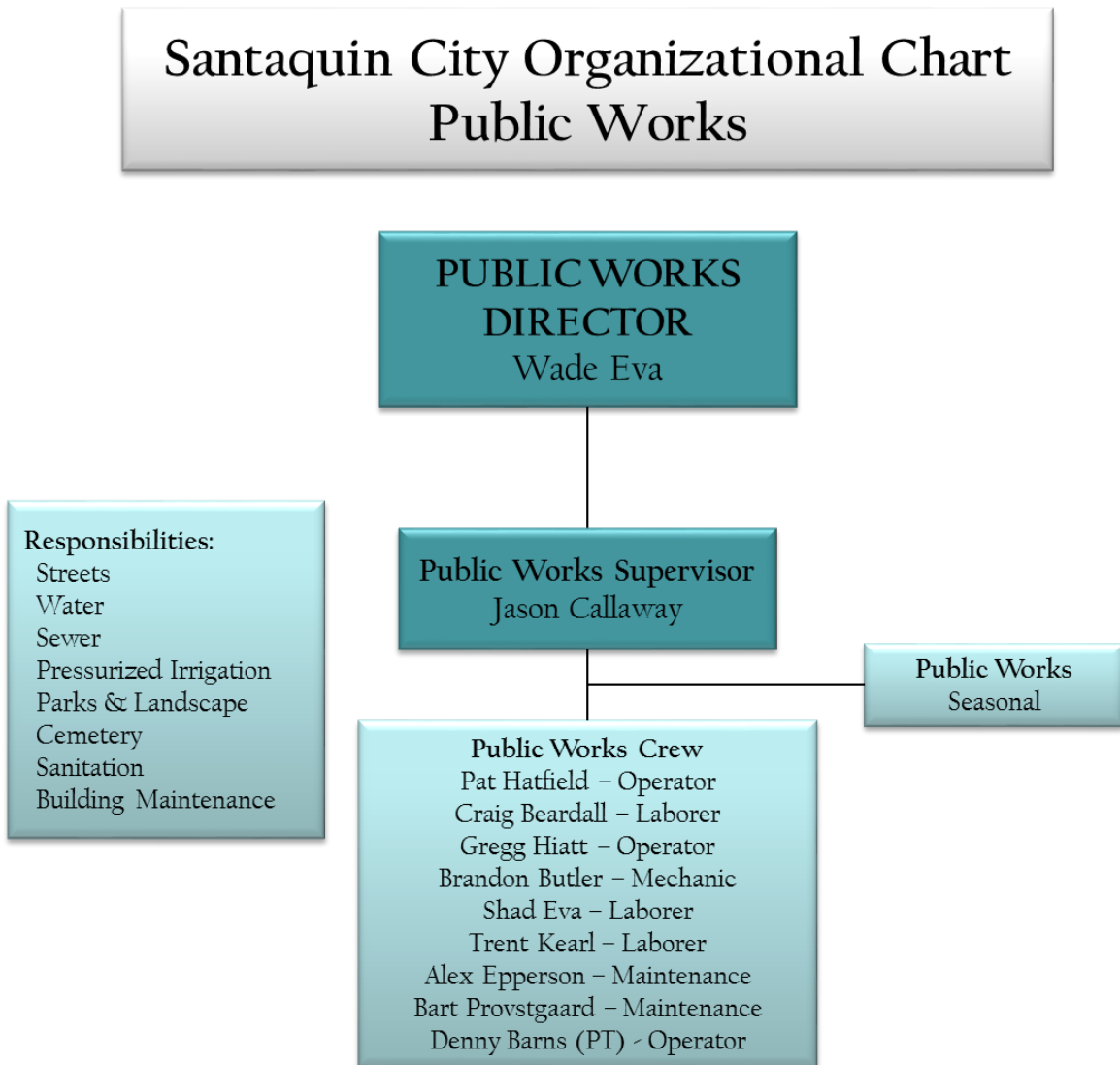
**SANTAQUIN CITY**  
**2016-2017 APPROVED BUDGET**

---

*Public Works*

Wade Eva is the Public Works Director for the city and manages the city's public works crew in support of all Water, Sewer, Pressurized Irrigation, Streets, Parks, Cemetery, and Sanitation issues. With the assistance of a Public Works Foreman, Jason Callaway, Mr. Eva and crew perform all of the duties related to providing essential services to our citizenry. Although the responsibilities are diverse, Mr. Eva has opted to run the crew as a single department.

Santaquin City has one of the most efficient and effective crews in the state of Utah. The following charts outline the existing organizational structure of public safety along with financial trends of the organization:



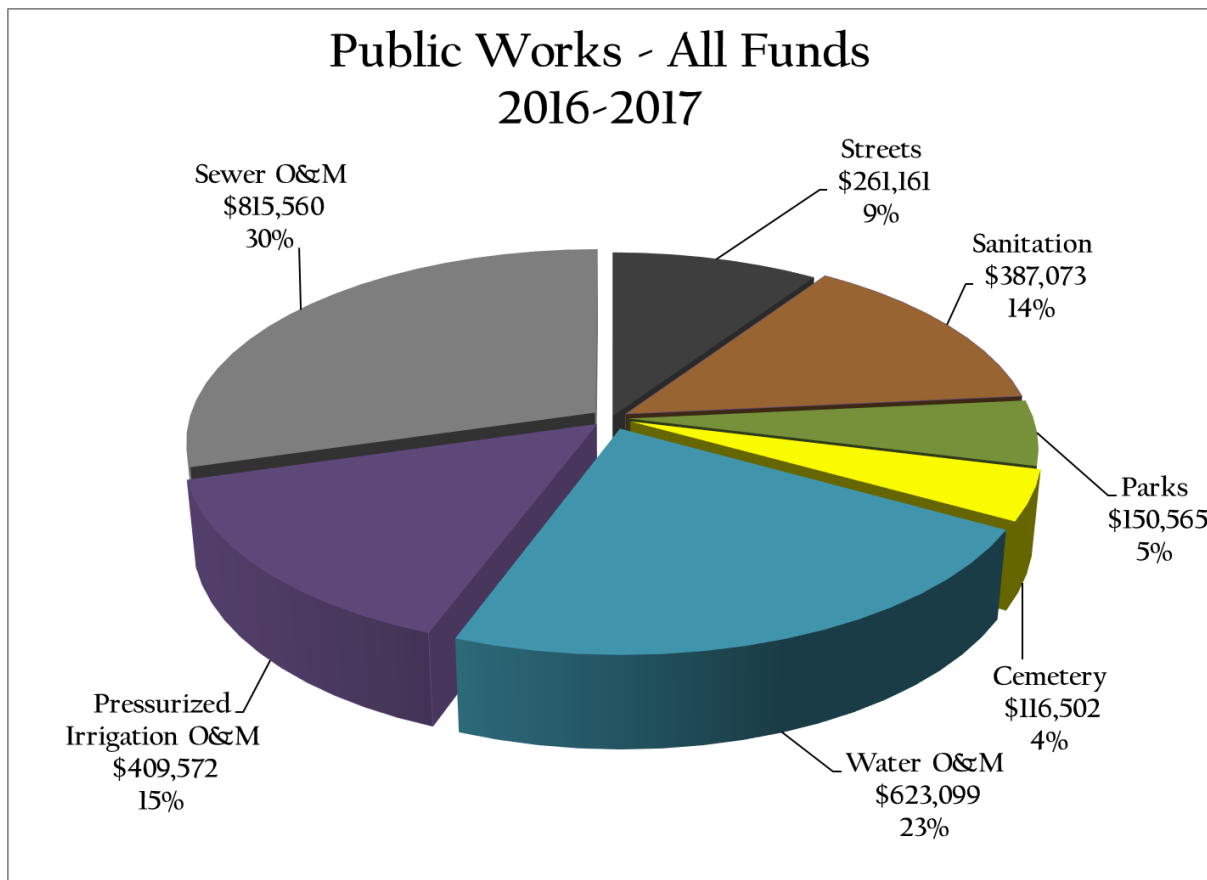
SANTAQUIN CITY  
2016-2017 APPROVED BUDGET

## PERSONNEL SUMMARY

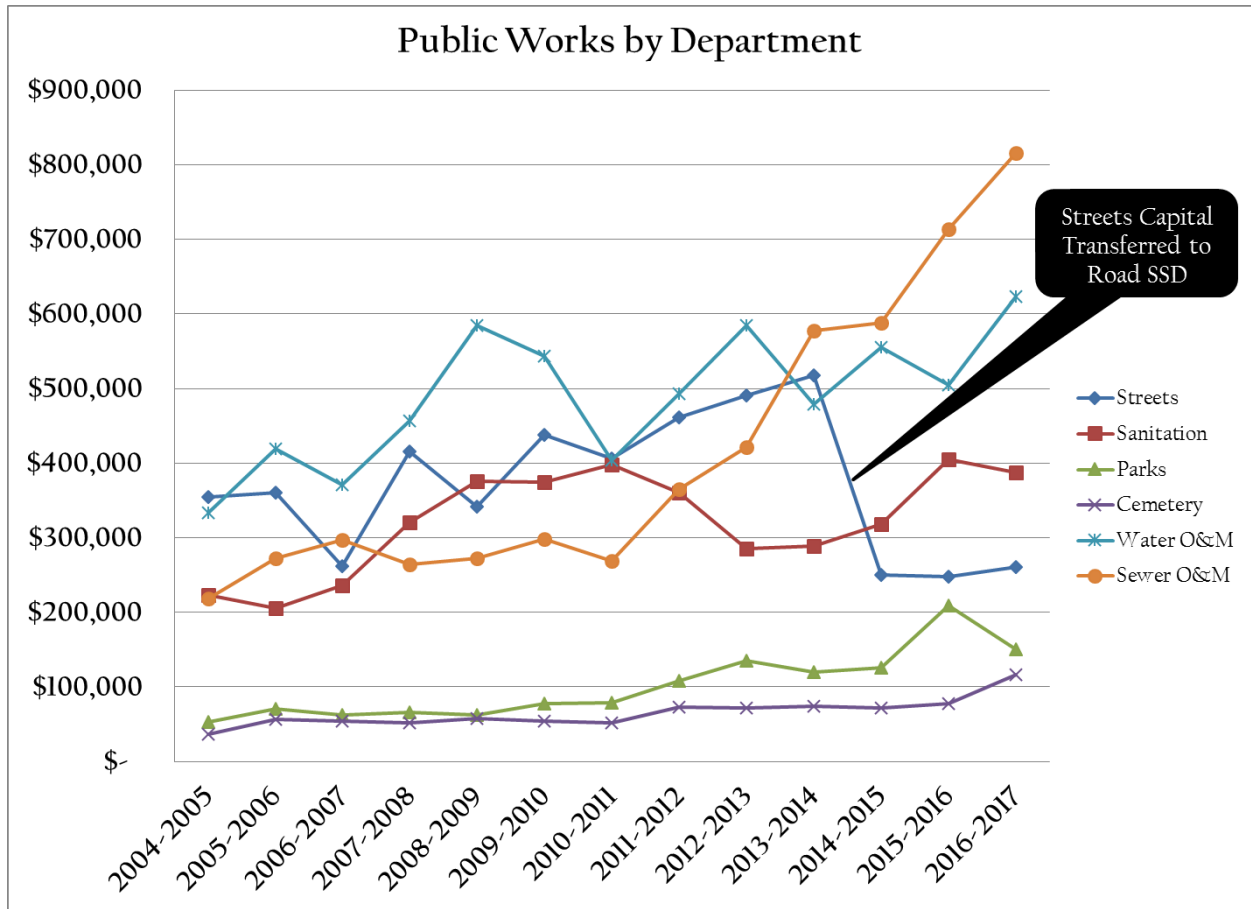
**PUBLIC WORKS**

	Full-time	Part-time	Seasonal/Temp
2016	10	2	3
2015	9	1	3
2014	9	1	2

The financials for Public Works span the General Fund, as well as the three enterprise funds for Water, Sewer, and Pressurized Irrigation. In addition to the operational financial information presented on the following page, the majority of the city's capital projects also fall under the direction of public works:



**SANTAQUIN CITY**  
**2016-2017 APPROVED BUDGET**



*Note: The Public Works by Department Trend analysis tends to appear erratic in nature. However, this is typical of a public works department that might take on various capital projects that switch from funding department to funding department from one year to the next.*

# SANTAQUIN CITY

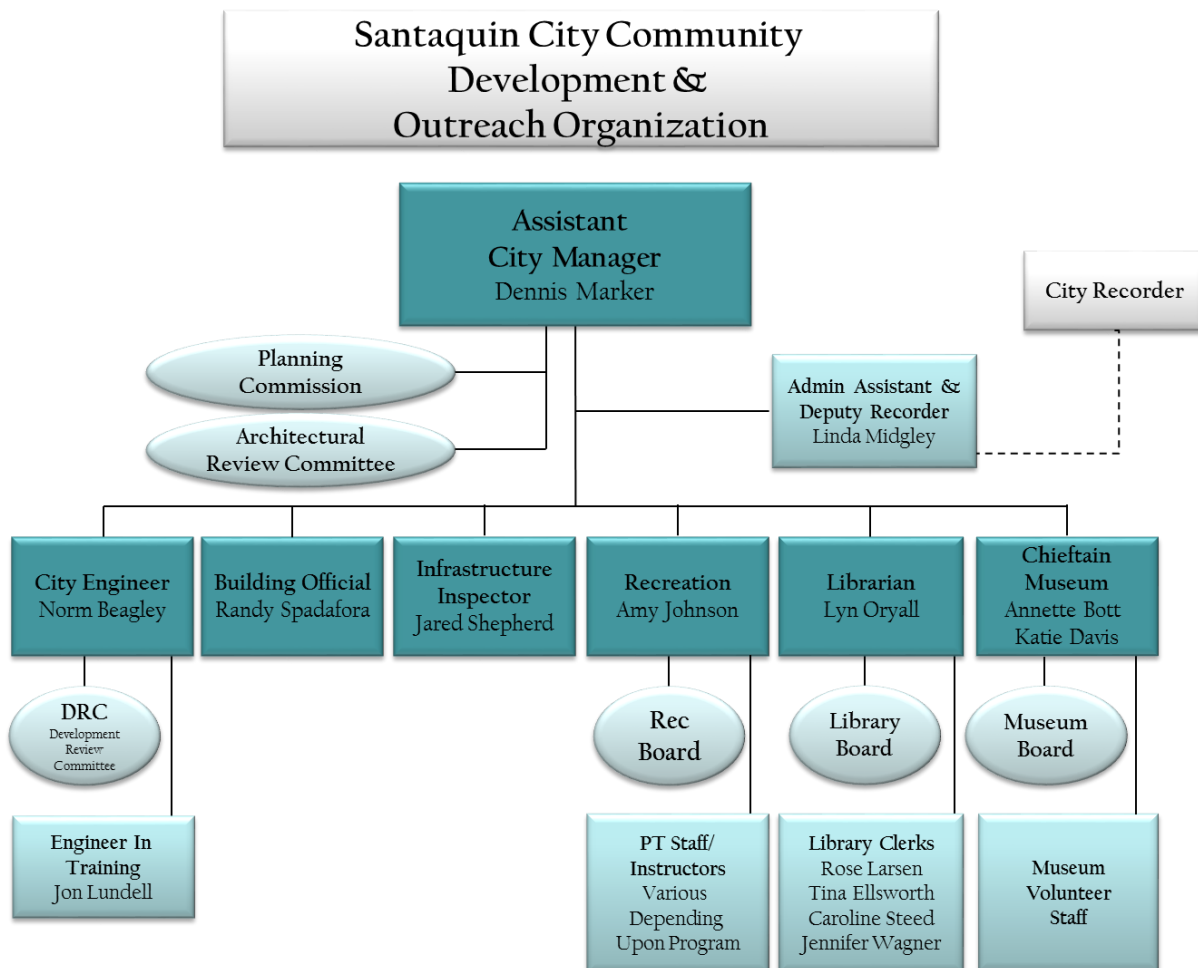
## 2016-2017 APPROVED BUDGET

---

### Community Development

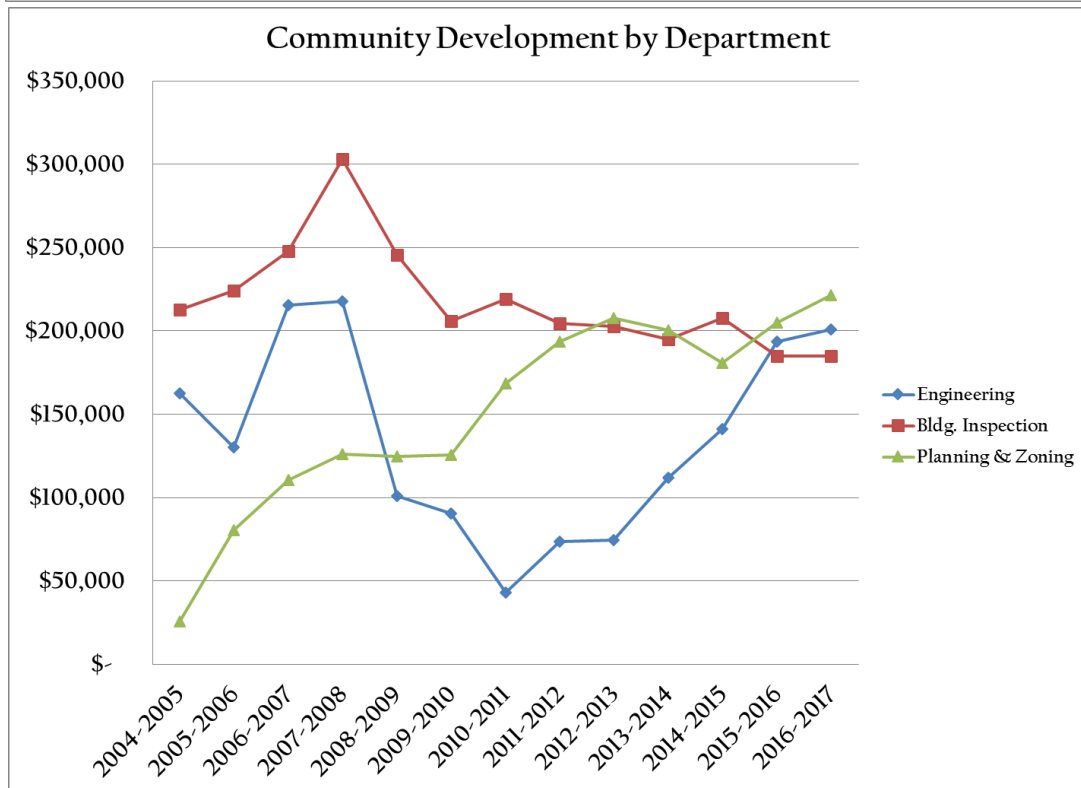
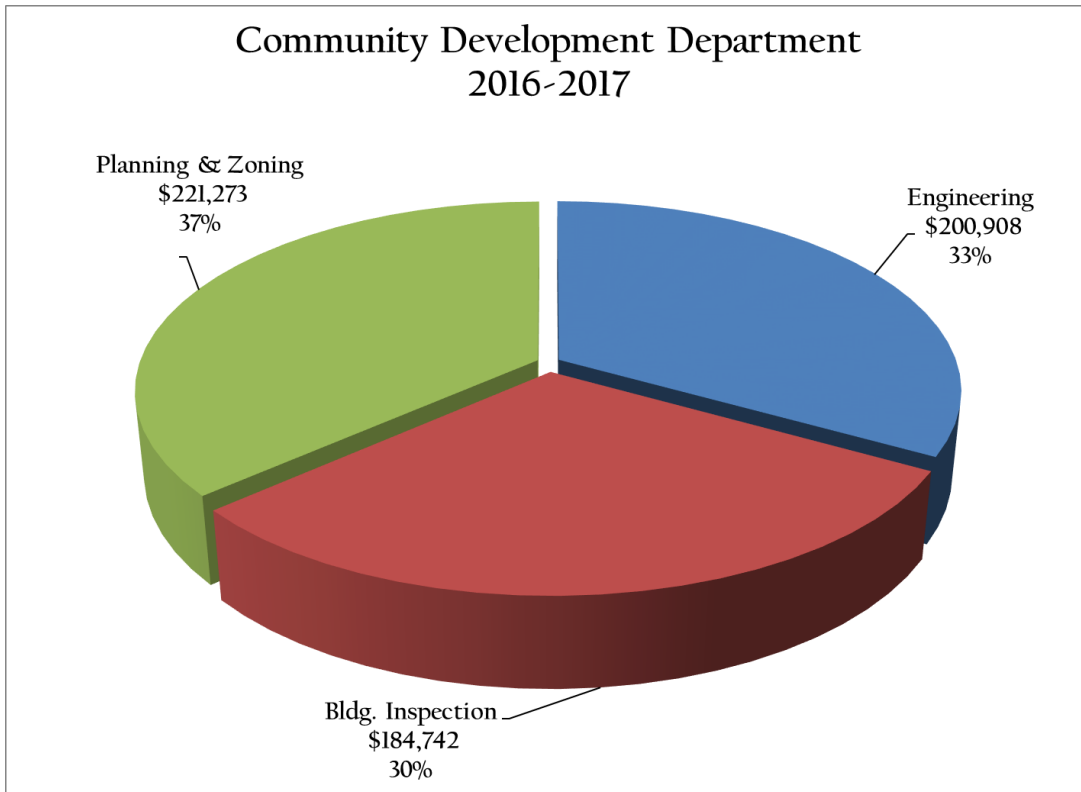
Major changes have come to the city's Community Development Department during the FY2013-2014 budget year. Community Development Director, Dennis Marker (*who completed his Master of Public Administration [MPA] at Brigham Young University*) was promoted to become the city's first Assistant City Manager. In addition, due to a reallocation of funding from Leisure Services to Public Safety, the position of Leisure Services Director has been eliminated. The result is a reorganization of duties and responsibilities as outlined below. While much of Leisure Services now reports under community development, for continuity purposes, all charts and graphs have these two functional areas segregated.

The Assistance City Manager is over the Community Development Department which is responsible for Planning & Zoning, Building Inspection, Infrastructure Inspections, General Engineering Services, GIS Services, Code Enforcement, (in conjunction with the Police Department) and overall Economic Development.



**SANTAQUIN CITY**  
**2016-2017 APPROVED BUDGET**

The financials for the Community Development Functional Area are as follows:



SANTAQUIN CITY  
2016-2017 APPROVED BUDGET

PERSONNEL SUMMARY

COMMUNITY  
DEVELOPMENT

	Full-time	Part-time	Seasonal/Temp
2016	6	0	0
2015	6	0	0
2014	5	0	1

LEISURE SERVICES

	Full-time	Part-time	Seasonal/Temp
Library			
2016	1	5	0
2015	1	6	0
2014	1	5	0
Recreation			
2016	1	8	52
2015	1	12	43
2014	1	11	44
Seniors			
2016	0	5	0
2015	0	5	0
2014	0	5	0
Museum			
2016	0	2	0
2015	0	2	0
2014	0	2	0

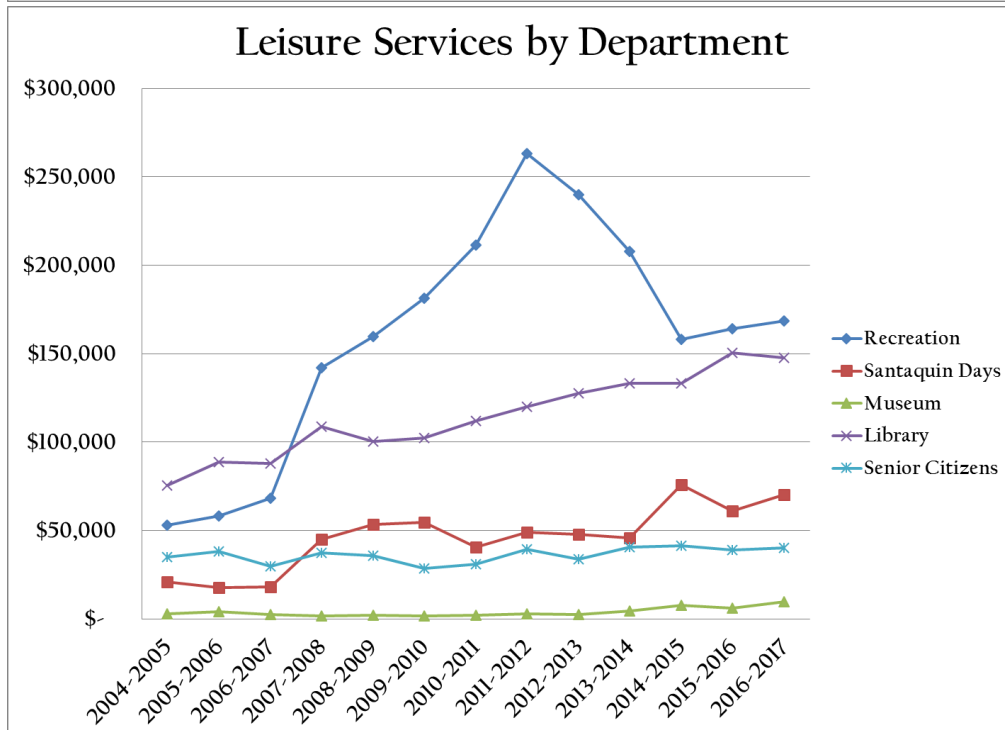
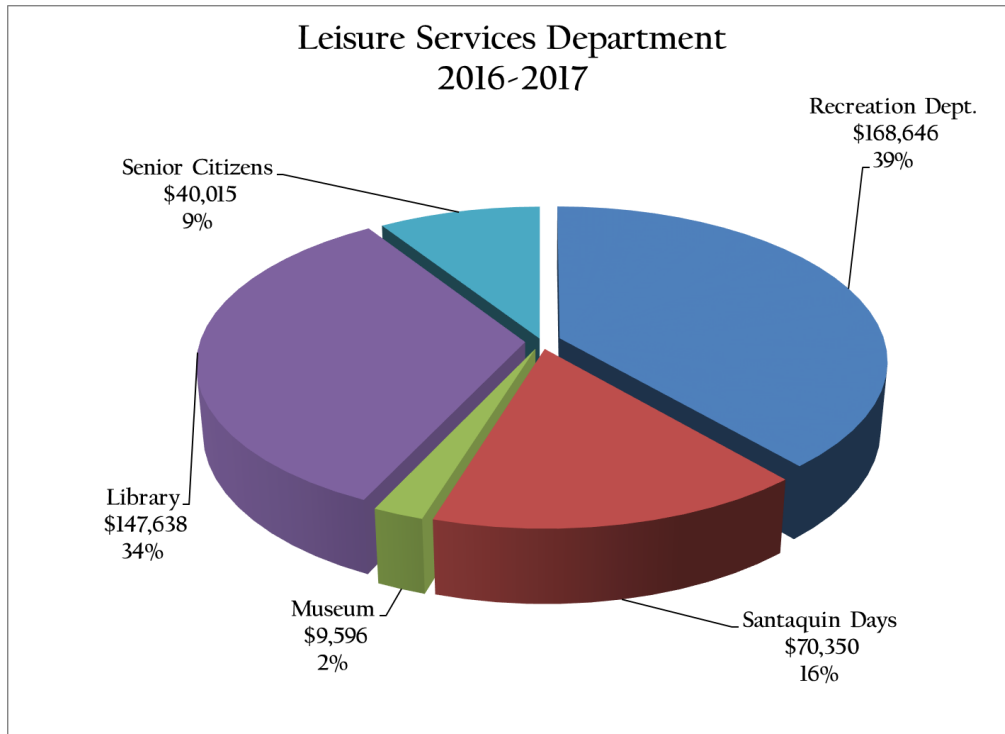
*Leisure Services*

The Leisure Services Functional Area represents “Community Outreach” and is charged with increasing the community’s overall “Quality of Life”. Leisure Service covers many of the programs that help make life more enjoyable for the citizens of Santaquin, from sports and recreation to the library, the Chieftain Museum, and events like “Orchard Days”. In recent years, Santaquin City’s

## SANTAQUIN CITY 2016-2017 APPROVED BUDGET

Leisure Services Department has won the Rocky Mountain Professional Rodeo Association's "Rodeo of the Year" every year from 2008 to 2014.

The financials for the Leisure Services Functional Area are as follows:





**SANTAQUIN CITY**  
**2016-2017 APPROVED BUDGET**

---

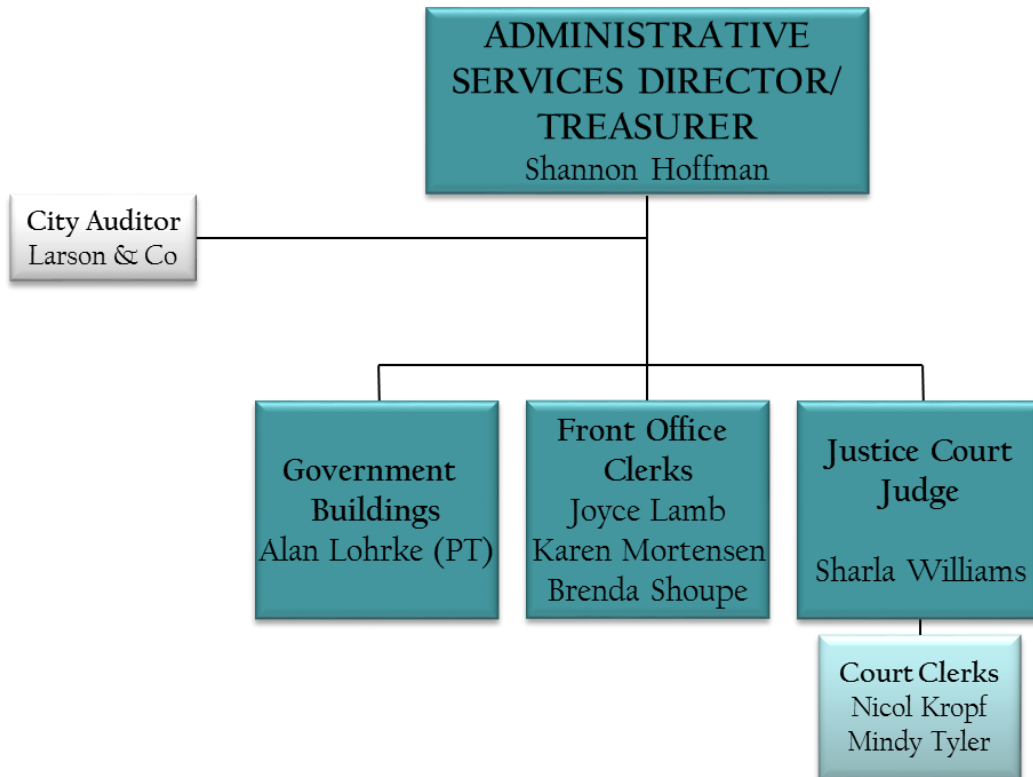
*Administrative Services*

Shannon Hoffman is the Director of Administrative Services and City Treasurer. She supervises the Administration, Treasury, Utility Billing, Government Buildings & Maintenance, and the Santaquin, Genola, and Goshen Justice Courts. In addition to these supervisory responsibilities, she is personally responsible for payroll, benefits, human resources, accounts receivable, accounts payable, grants administration, budgets, cemetery records management, work orders and the overall customer service of the city. Administrative services are the heart and blood of the organization insuring that every department has the tools and resources necessary to complete their work.

**PERSONNEL SUMMARY**

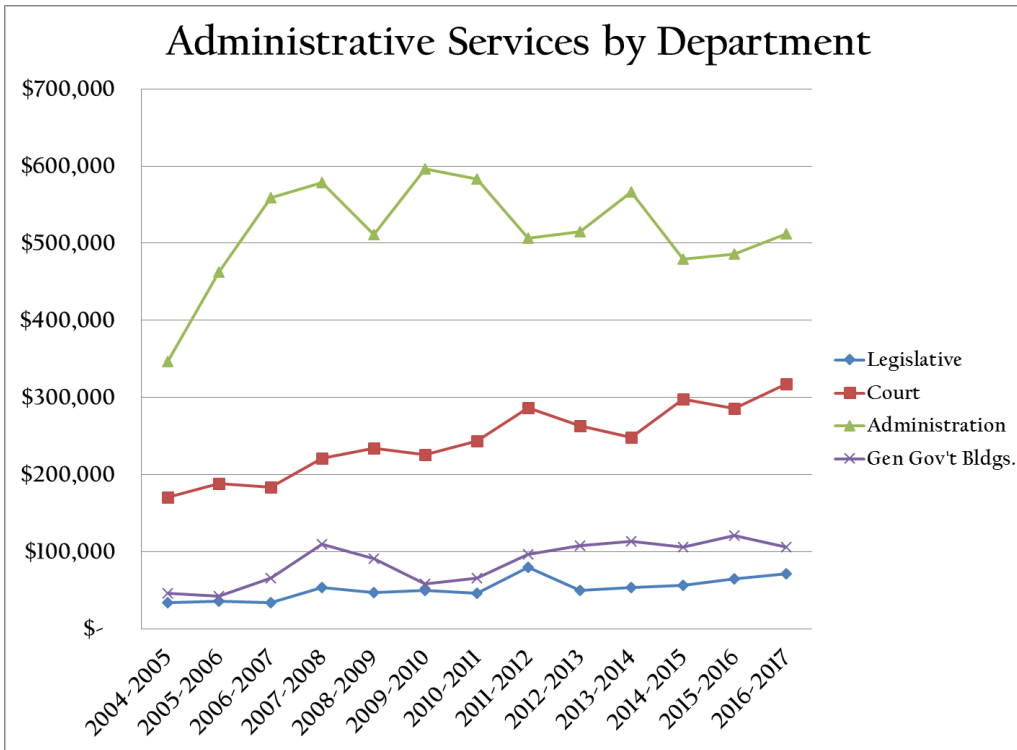
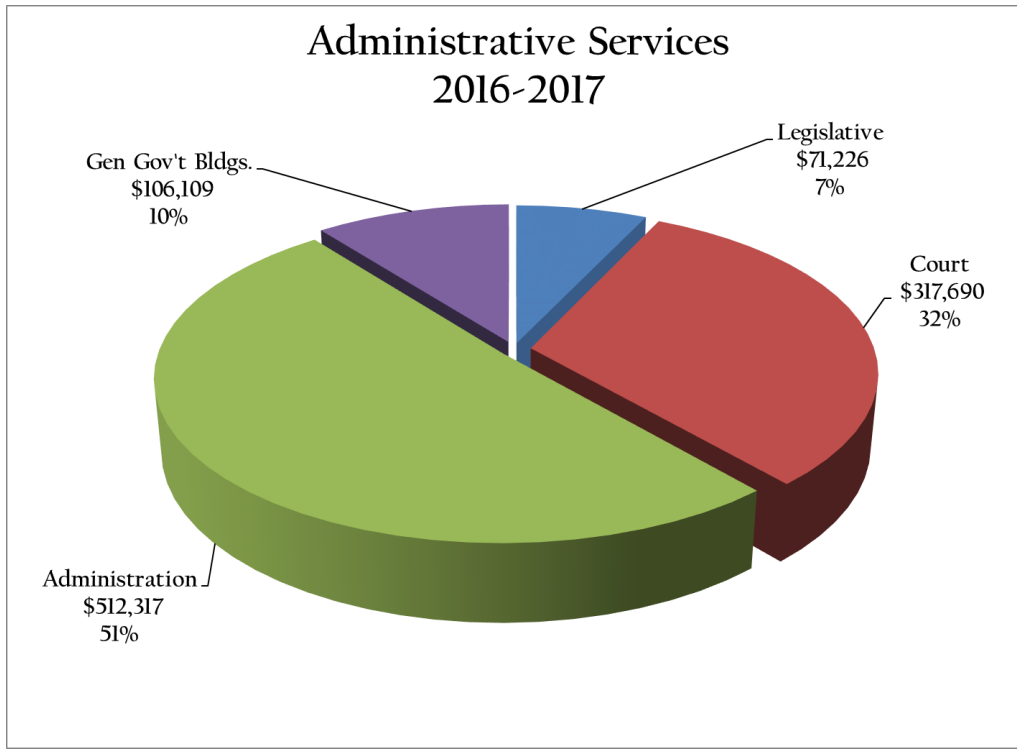
LEGISLATIVE			
	<u>Full-time</u>	<u>Part-time</u>	<u>Seasonal/Temp</u>
2016	0	6	0
2015	0	6	0
2014	0	6	0
ADMINISTRATION			
	<u>Full-time</u>	<u>Part-time</u>	<u>Seasonal/Temp</u>
	Admin		
2016	4	3	0
2015	4	3	0
2014	4	3	0
	Court		
2016	0	3	0
2015	0	3	0
2014	0	3	0
	Government Bldgs.		
2016	0	1	0
2015	0	1	0
2014	0	1	0

Santaquin City Organizational Chart  
Administrative Services



**SANTAQUIN CITY**  
**2016-2017 APPROVED BUDGET**

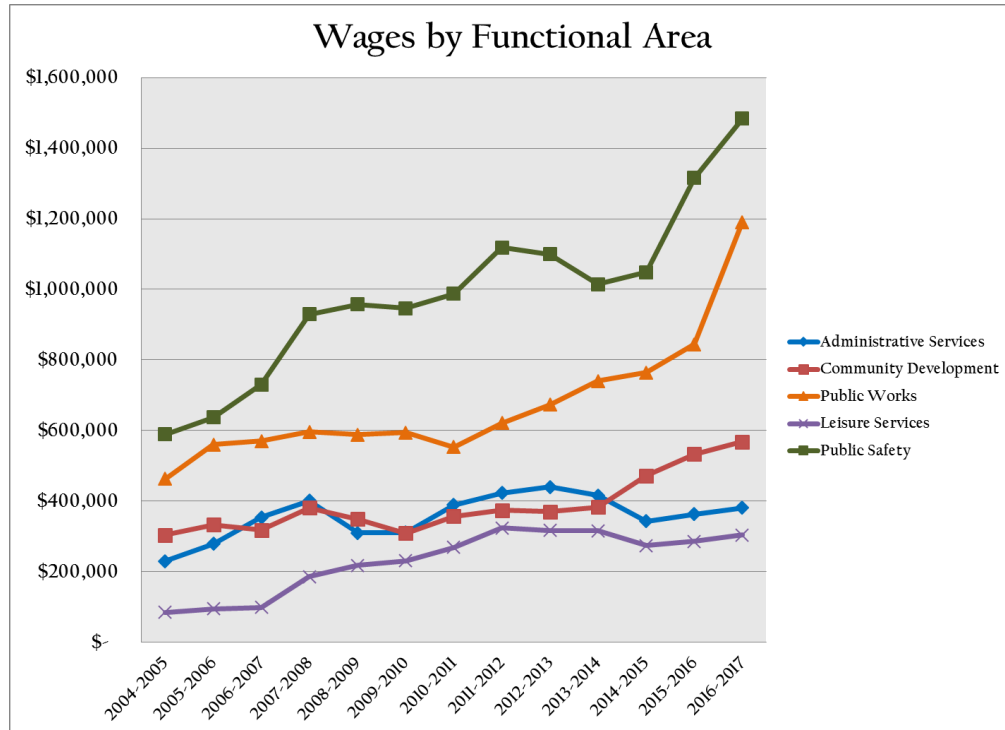
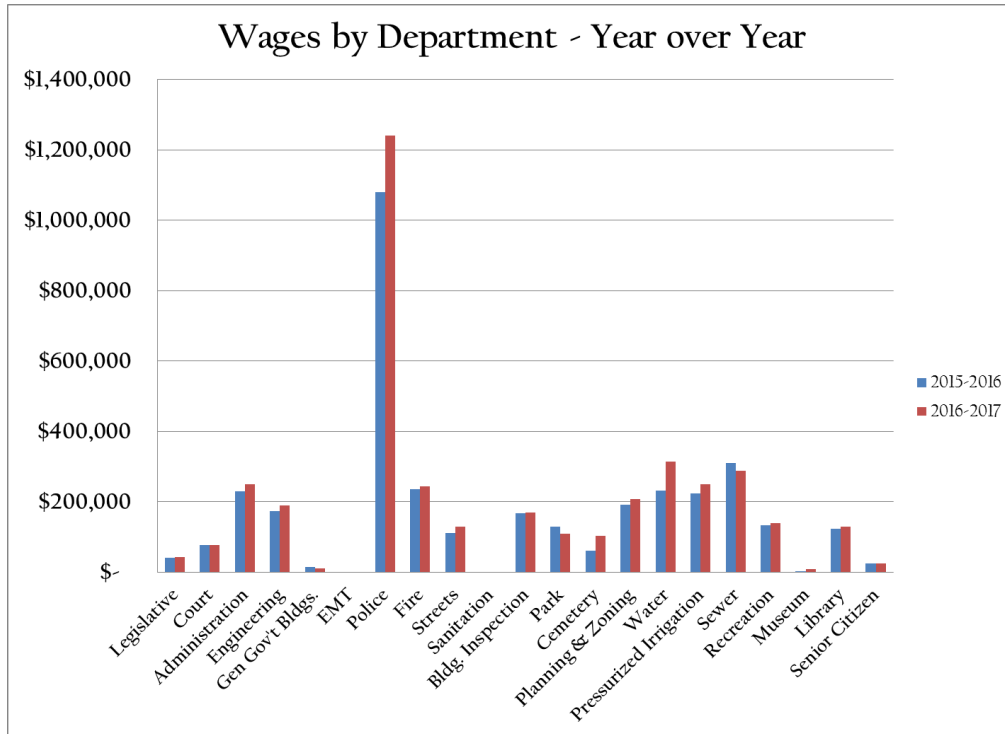
The financials for the Administrative Services Functional Area are as follows:



# SANTAQUIN CITY 2016-2017 APPROVED BUDGET

## Salary & Benefits

The following charts illustrate proposed salary and benefit changes by department in a year over year format as well as over an extended period of time in line format.



SANTAQUIN CITY  
2016-2017 APPROVED BUDGET

---

The administration of the city is committed to ensuring that employees are adequately compensated for the work they perform, that there are enough employees to do all of the work necessary and that there is adequate work space. However, due to the economic conditions over the last eight years, meeting these criteria have not always been possible.

Contained in this budget is a proposed 2.5% merit based salary increase (*budgeted as 1.25% as merit increases will be allocated halfway through the 2016-17 fiscal year*). Since this increase is merit based, it will be centered on each individual employee's performance review with top performers receiving a maximum of 2.5%. In addition, there is a 1% cost of living adjustment (COLA) planned for FY2016-2017 which will be applied in January of 2017. COLA increases are based on the fiscal year changes to the CPI-U Table Consumer Price Index establish by the U.S. Department of Labor Bureau of Labor Statistics.

To assist the City Council in allocating merit increases, a "Salary Review Sub-Committee" was established in June of 2014 which consists of Mayor Hunsaker, Council Members Jeffs and Hathaway, City Manager Reeves, Administrative Services Director Hoffman as well as participation by each Functional Area Director. The purpose of this committee is to review the city's methodology of determining salary ranges, applicable laws and regulations, as well as review the salary levels of each employee and position within the city. Unlike past years, merit increases will not be given to all employees at the same time as COLA increases. Instead, employee performance evaluation will now be conducted during the month of their employment anniversary whereupon merit increases will be awarded in accordance to performance.

Santaquin City contracts with People Performance, LLC. to manage employee benefits. Two medical benefit plan options are provided to Santaquin City employees through Select Health Insurance Company. Employees are provided a monthly contribution, based on age, marriage, and family status, which allows employees the option to choose the medical plan that best meets their specific needs. The traditional plan (default) option the city provides is increasing by 21% during FY2016-2017. This is offset by single digit increases the city has enjoyed over the past 4 fiscal years which maintains, through increases, the average increase to the medical plans over the past five years to 6.89% per year average. To assist the city in lowering its overall monthly medical premiums, the city offers a cash incentive to those employees who opt out of the city's coverage in lieu of insurance provided via another source (e.g. spouse's plan, etc.). Currently the city offer's \$250/mo for singles and \$500/mo for families to opt out of our plan upon proof of coverage under a different plan. Dental insurance providers is provided through EMI. The city has elected to not contribute towards vision insurance although a plan is provided if employees choose to participate through payroll deductions from their checks.

**SANTAQUIN CITY**  
**2016-2017 APPROVED BUDGET**

---

**Capital Projects**

Expenditures for purchase of equipment or improvements of assets or infrastructure qualify as capital expenditures if they exceed \$5000 and have (or extend) a useful life of 5 years or more. There are several major capital projects currently underway which include:

Waterline Replacement (100 S. & 400 S.) – This project will replace old lead joint waterlines with long lasting PVC Pipe.

300 West Side Walk Improvement Project – Through a UDOT Safe Walking Routes to School Grant, Santaquin City will be installing sidewalk along 300 West from 100 North to 560 North to improve pedestrian safety.

Lift Station and Water Pump Electrical Bypass Project – Santaquin City is purchasing a new high power generator which will be installed on a trailer. The sewer lift station on North Center Street, along with several wells, pumps and boosters will have their electrical systems retrofitted so that bypass power could be supplied from this mobile unit in the event of an emergency.

200 West/Main Street Signal Light – UDOT will be installing a signal light at the intersection of 200 West and US-6 Main Street. Santaquin City will work in partnership with these improvement to taper the asphalt from this improved intersection back to standard city street widths.

Mona Road – Street Improvements – Due to the acceptance of inferior roads by past city officials, the frontage road leading from Summit Ridge to the community of Mona is failing. Repairing this road will be a significant investment for the city in FY2016-17.

Expansion of Irrigation Ponds – Santaquin City is working with local property owners to acquire property for an additional irrigation pond on the city's east bench which will provide irrigation water for irrigation zones along the foothills.

Second Access to Summit – Work will continue in FY2016-17 to acquire property for the future right of way. Santaquin City will also work with partnering entities to secure a complete funding package for this project.

# SANTAQUIN CITY

## 2016-2017 APPROVED BUDGET

---

### Citywide Debt

Santaquin City utilizes two forms of debt instruments for investment into its capital infrastructure and equipment needs. The first is long term debt which is used for capital infrastructure and is enacted in the form of bonds. The second is short term debt for the purchase of equipment and is enacted in the form of leases.



Bonds can come in two forms. The first is the more commonly used “Revenue” bond, which dedicates a portion of a revenue stream, such as utility revenues, sales or property taxes, or State allocated road funds, for the purpose of repayment of the bond. The second type of bonding available to the city is a “General Obligation” bond commonly referred to as G.O. bonds. These bonds pledge the overall asset/taxable value of all property within the jurisdiction and require a vote of the people. G.O. bonds are more commonly used by school districts. Santaquin City does not currently have any G.O. bond debt.

In addition to bonds and leases, many of the financial institutions that lend funds to the city require the set-aside of “reserve” fund balances. Although not considered debt, these reserve balances are required amounts of money that the city sets aside for the protection of the lender into savings accounts with the Utah State Treasurer’s Office known as Public Treasures’ Investment Fund (PTIF) accounts. Reserve balances are created for various purposes such as repayment buffers, repair and replacement, short-lived assets replacement and for retirement/restoration purposes (landfill). The following two charts illustrate the city’s current debt service and reserve payment obligations. Please see Appendix C for the full repayment amortization schedule of all Santaquin City debt service instruments.

**SANTAQUIN CITY**  
2016-2017 APPROVED BUDGET

<b>DEBT SERVICE PAYMENTS</b>					
FINANCIAL INSITUION	DEPARTMENT	Original Bond Amount	ANNUAL PAYMENT	Remaining Debt Service Balance as of 6/30/2017	MATURITY DATE
<b>ZIONS BANK</b>					
	2013 (4) PIECE EQUIPMENT LEASE	\$ 152,000	\$ 32,295	\$ 32,295	9/12/2017
	2014 (2) PIECE EQUIPMENT LEASE (DET EXPED&PW FLTBD)	\$ 60,859	\$ 12,859	\$ 18,903	12/15/2018
	2014 (7) PIECE EQUIPMENT LEASE	\$ 220,781	\$ 71,000	\$ 15,605	9/1/2026
	2015 (5) PIECE EQUIPMENT LEASE PMT	\$ 197,009	\$ 63,916	\$ 107,158	10/16/2020
<b>CAPITAL ONE</b>					
	<b>**via - Santaquin City LBA **2016 PUBLIC WORKS BUILDING BOND</b>	\$ 2,500,000	\$ 184,540		
<b>USDA LOANS</b>					
2011A-2 BONDS USDA	WRF - Principal & Interest	\$ 2,912,000	\$ 126,852	\$ 2,729,490	2/15/2052
<b>STATE OF UTAH</b>					
("1993A" 0% INTER 2-28-1994)	SEWER	\$ 1,000,000	\$ 34,000	\$ 306,000	12/1/2025
2011A-1 BONDS DWQ	WRF - Principal & Interest	\$ 6,034,000	\$ 374,830	\$ 4,759,000	1/1/2031
2011B-1 BONDS DWQ	WRF - Principal & Interest (Extends length of 2011A-1 Bond)	\$ 900,000	\$ 9,000	\$ 900,000	1/1/2033
<b>P&amp;C EQUIPMENT FINANCE</b>					
	2015 PIERCE SABER PUMPER FIRE TRUCK PMT	\$ 446,032	\$ 54,500	\$ 329,299	6/24/2024
<b>SUN TRUST BANK</b>					
	2012 P.I. REVENUE BOND	\$ 6,130,000	\$ 471,860	\$ 4,500,000	9/1/2026
	2012 Sewer Refunding (93C&D)	\$ 670,000	\$ 115,457	\$ 432,000	6/1/2021
<b>PROPOSED LEASES</b>					
	2016 (2) PIECE EQUIPMENT LEASE	\$ 85,500	\$ 28,500	\$ 57,000	6/30/2019
	2016 REPLACEMENT AMBULANCE	\$ 176,000	\$ 27,600	\$ 148,400	12/31/2022
	2016 SNOW PLOW (10WHEELER)	\$ 195,000	\$ 31,008	\$ 163,992	
	<b>Total:</b>		<b>\$ 1,638,217</b>	<b>\$ 14,499,142</b>	
<b>RESERVE PAYMENTS</b>					
				<b>Anticipated Cash Balance as of 6/30/2017</b>	
<b>****STATE OF UTAH LOANS</b>					
2011A-1 BONDS DWQ	WRF - Bond Reserve (\$384,940 over 10yr)		\$ 38,494	\$ 207,155	2/28/2022
2011A-1 BONDS DWQ	WRF - Repair & Replacement (\$192,470 over 10yr)		\$ 19,248	\$ 117,933	6/30/2021
LANDFILL	Landfill Reserve (\$109,720 in 1/2016 + CPI)		\$ 4,473	\$ 109,720	12/31/2016
CEMETERY	Set Aside for Future Land Acquisition		\$ 5,527	\$ 5,527	No End
<b>USDA RESERVES</b>					
2011A-2 BONDS USDA	WRF - Debt Service Reserve (\$133,836 over 10yr)		\$ 13,384	\$ 72,090	2/28/2022
2011A-2 BONDS USDA	WRF - Short Lived Asset Fund (Reserved but useable for repairs)		\$ 28,890	\$ 157,970	Life of the Bond
	<b>Total:</b>		<b>\$ 110,016</b>		





## APPENDIX SECTION

This section presents supporting detail and reference materials in support of the Santaquin City 2016-2017 Budget:

A. Santaquin City Budget – Detail Version.....	Page A-1
B. Current Consolidated Fee Schedule .....	Page B-1
C. Debt Service Amortization Schedules.....	Page C-1
D. Strategic Accomplishments (FY2015-2016).....	Page D-1
E. Glossary.....	Page E-1
F. Acronyms.....	Page F-1

# Santaquin City

## 2016-2017 Final Budget

Account Number	Description	Actuals (2014-2015)	Revised Budget (2015-2016)	Actual Thru Mar (2015-2016) 75% of Year	Projected Budget (2016-2017)	%Chg.	\$ Chg.
<b>GENERAL FUND</b>							
<b>REVENUES:</b>							
<b>TAXES</b>							
10-31-100	CURRENT YEAR PROPERTY TAXES	\$ 604,854	\$ 635,000	\$ 612,095	\$ 645,000	1.6%	\$ 10,000
10-31-200	PRIOR YEAR PROPERTY TAXES	\$ 57,392	\$ 60,000	\$ 57,419	\$ 65,000	8.3%	\$ 5,000
10-31-300	SALES AND USE TAXES	\$ 1,059,084	\$ 1,112,000	\$ 833,898	\$ 1,135,000	7.1%	\$ 75,000
10-31-400	MUNICIPAL TAX	\$ 11,973	\$ 10,000	\$ 5,948	\$ 12,000	20.0%	\$ 2,000
10-31-410	UP & L FRANCHISE TAX	\$ 236,267	\$ 220,000	\$ 192,231	\$ 255,000	15.9%	\$ 35,000
10-31-420	TELECOMMUNICATION FRANCH TAX	\$ 80,581	\$ 120,000	\$ 47,368	\$ 100,000	-16.7%	\$ (20,000)
10-31-430	QUESTAR	\$ 106,105	\$ 108,000	\$ 88,477	\$ 122,500	13.4%	\$ 14,500
10-31-440	CABLE TV FRANCHISE TAX	\$ 9,124	\$ 11,000	\$ 6,740	\$ 11,000	0.0%	\$ -
10-31-500	MOTOR VEHICLE	\$ 73,387	\$ 75,000	\$ 60,675	\$ 83,500	11.3%	\$ 8,500
10-31-900	PENALTY & INT ON DELINQ TAXES	\$ 1,682	\$ 2,500	\$ 1,652	\$ 2,750	10.0%	\$ 250
TOTAL TAXES		\$ 2,240,449	\$ 2,353,500	\$ 1,906,503	\$ 2,431,750	5.7%	\$ 130,250
<b>LICENSES AND PERMITS</b>							
10-32-100	BUSINESS LICENSES AND PERMITS	\$ 8,255	\$ 11,000	\$ 8,525	\$ 10,000	-9.1%	\$ (1,000)
10-32-120	EXCAVATION PERMITS	\$ 15,376	\$ 13,500		\$ 13,500	0.0%	\$ -
10-32-210	BUILDING PERMITS	\$ 390,346	\$ 405,000	\$ 306,573	\$ 491,490	42.5%	\$ 146,490
10-32-220	PLANNING & ZONING FEES	\$ 26,365	\$ 40,000	\$ 23,638	\$ 80,278	100.7%	\$ 40,278
10-32-250	ANIMAL LICENSES	\$ 855	\$ 900	\$ 500	\$ 1,000	11.1%	\$ 100
TOTAL LICENSES AND PERMITS		\$ 441,196	\$ 470,400	\$ 339,236	\$ 596,268	45.3%	\$ 185,868
<b>INTERGOVERNMENTAL REVENUE</b>							
10-33-420	POLICE-CCJJ BRYNE GRANT	\$ 7,390	\$ 7,500	\$ 828		-100.0%	\$ (7,500)
10-33-560	CLASS C "ROAD FUND ALLOTMENT"	\$ 345,582	\$ 435,000	\$ 287,883	\$ 440,000	1.1%	\$ 5,000
10-33-580	STATE LIQUOR FUND ALLOTMENT	\$ 13,624	\$ 10,489	\$ 10,489	\$ 10,489	22.5%	\$ 1,925
10-33-700	ECONOMIC DEVELOPMENT GRANTS	\$ 4,000	\$ -			#DIV/0!	\$ -

# Santaquin City

## 2016-2017 Final Budget

Account Number	Description	Actuals (2014-2015)	Revised Budget (2015-2016)	Actual Thru Mar (2015-2016) 75% of Year	Projected Budget (2016-2017)	%Chg.	\$ Chg.
10-34-802	JUSTICE COURT GRANT REVENUE			\$ 3,325		#DIV/0!	\$ -
	TOTAL INTERGOVERNMENTAL REVENUE	\$ 370,597	\$ 452,989	\$ 302,525	\$ 450,489	-0.1%	\$ (575)
<b>CHARGES FOR SERVICES</b>							
10-34-240	MISC INSPECTION FEES	\$ 280	\$ -	\$ 210		#DIV/0!	\$ -
10-34-245	4% INSPECTION FEE	\$ 19,493	\$ -	\$ 4,577	\$ 23,500	#DIV/0!	\$ 23,500
10-34-255	GENOLA BLDG INSPECTIONS	\$ 3,538	\$ 2,000	\$ 1,583	\$ -	-100.0%	\$ (2,000)
10-34-260	D.U.I./SEAT BELT OVERTIME	\$ 11,397	\$ 12,000	\$ 11,843	\$ 12,000	0.0%	\$ -
10-34-430	REFUSE COLLECTION CHARGES	\$ 473,985	\$ 470,000	\$ 368,521	\$ 513,275	9.2%	\$ 43,275
10-34-431	RECYCLING COLLECTIONS CHARGES	\$ 25,644	\$ 90,900	\$ 58,120	\$ 79,000	-13.1%	\$ (11,900)
10-34-435	MONTHLY LANDFILL FEE	\$ (9)	\$ -	\$ (20)		#DIV/0!	\$ -
10-34-780	PARK RENTAL FEES	\$ 650	\$ 500	\$ 150	\$ 500	0.0%	\$ -
10-34-800	GENOLA POLICE SERVICE CONTRACT	\$ 62,806	\$ 61,000	\$ 46,818	\$ 61,000	0.0%	\$ -
10-34-801	VICTIMS ADVOCATE - GENOLA	\$ 1,436	\$ 1,200	\$ 1,175	\$ 1,200	0.0%	\$ -
10-34-803	GENOLA COURT CLERK	\$ 9,228	\$ 9,228	\$ 6,921	\$ 9,228	0.0%	\$ -
10-34-805	GENOLA JUDGE SERVICE	\$ 3,662	\$ 3,662	\$ 2,746	\$ 3,662	0.0%	\$ -
10-34-809	GOSHEN JUDGE/COURT AGREEMENT	\$ 3,883	\$ 5,000	\$ 2,736	\$ 5,000	0.0%	\$ -
10-34-810	SALE OF CEMETERY LOTS	\$ 21,354	\$ 20,000	\$ 25,982	\$ 34,000	70.0%	\$ 14,000
10-34-830	BURIAL FEES	\$ 29,100	\$ 25,000	\$ 18,250	\$ 24,000	-4.0%	\$ (1,000)
10-34-890	USE OF ECONOMIC DEVELOPMENT FUND RESERVE		\$ 295,000		\$ 16,000	-94.6%	\$ (279,000)
10-34-895	MINING ROYALTY	\$ 17,684	\$ -			#DIV/0!	\$ -
10-34-901	LANDFILL MISC CHARGES	\$ 1,581	\$ 1,500	\$ 990	\$ 1,500	0.0%	\$ -
	TOTAL CHARGES FOR SERVICES	\$ 685,711	\$ 996,990	\$ 550,602	\$ 783,865	-21.4%	\$ (213,125)
<b>FINES AND FORFEITURES</b>							
10-35-100	ANIMAL CONTROL FINES		\$ -	\$ 85	\$ -	#DIV/0!	\$ -
10-35-110	COURT FINES	\$ 216,727	\$ 220,000	\$ 154,438	\$ 225,000	2.3%	\$ 5,000
10-35-115	PROSECUTOR SPLIT	\$ 1,058	\$ 1,000	\$ 742	\$ 1,000	0.0%	\$ -
	TOTAL FINES AND FORFEITURES	\$ 217,785	\$ 221,000	\$ 155,264	\$ 226,000	2.3%	\$ 5,000
<b>INTEREST</b>							

# Santaquin City

## 2016-2017 Final Budget

Account Number	Description	Actuals (2014-2015)	Revised Budget (2015-2016)	Actual Thru Mar (2015-2016) 75% of Year	Projected Budget (2016-2017)	%Chg.	\$ Chg.
10-38-100	INTEREST EARNINGS	\$ 5,635	\$ 5,000	\$ 8,588	\$ 13,500	170.0%	\$ 8,500
10-38-130	SWIMMING POOL INTEREST (PTIF)	\$ 156	\$ -	\$ 161	\$ 250	#DIV/0!	\$ 250
<b>TOTAL INTEREST</b>		<b>\$ 5,792</b>	<b>\$ 5,000</b>	<b>\$ 8,749</b>	<b>\$ 13,750</b>	175.0%	\$ 8,750
<b><u>MISCELLANEOUS REVENUE</u></b>							
10-38-150	CONCEALED WEAPON		\$ 250		\$ -	-100.0%	\$ (250)
10-38-400	SALE OF FIXED ASSETS	\$ 344,025	\$ 20,000	\$ 4,330	\$ 20,000	0.0%	\$ -
10-38-900	SUNDRY REVENUES	\$ 23,856	\$ 20,000	\$ 6,335	\$ 20,000	0.0%	\$ -
10-38-905	RENTAL UNIT INCOME	\$ 6,600	\$ 7,200	\$ 5,400	\$ 7,200	0.0%	\$ -
10-38-910	MISC POLICE DEPT REVENUE	\$ 4,470	\$ 1,000	\$ 1,305	\$ 1,750	75.0%	\$ 750
10-38-950	PAGEANT DONATIONS	\$ 77	\$ -		\$ -	#DIV/0!	\$ -
10-38-951	SCHOLARSHIP CONTRIBUTIONS	\$ 408	\$ -		\$ -	#DIV/0!	\$ -
<b>TOTAL MISCELLANEOUS REVENUE</b>		<b>\$ 379,436</b>	<b>\$ 48,450</b>	<b>\$ 17,370</b>	<b>\$ 48,950</b>	1.0%	\$ 500
<b><u>CONTRIBUTIONS AND TRANSFERS</u></b>							
10-39-100	CONTRIBUTIONS FROM SURPLUS		\$ 29,752		\$ -	#DIV/0!	\$ -
10-39-909	TRANS FROM P.I.	\$ 252,965	\$ 254,040	\$ 190,530	\$ 189,863	-25.3%	\$ (64,178)
10-39-910	TRANSFER FROM WATER DEPART	\$ 470,000	\$ 506,718	\$ 380,038	\$ 501,101	-1.1%	\$ (5,617)
10-39-911	TRANSFER FROM SEWER	\$ 141,200	\$ 216,970	\$ 162,727	\$ 149,752	-31.0%	\$ (67,218)
10-38-NEW	REPAYMENT OF PUBLIC SAFETY LOAN				\$ 55,910	#DIV/0!	\$ 55,910
10-39-914	REPAYMENT OF TRANSPORATION PLAN		\$ 39,196	\$ 29,397	\$ -	-100.0%	\$ (39,196)
<b>TOTAL CONTRIBUTIONS AND TRANSFERS</b>		<b>\$ 864,165</b>	<b>\$ 1,046,675</b>	<b>\$ 762,692</b>	<b>\$ 896,625</b>	-11.8%	\$ (120,298)
<b>TOTAL FUND REVENUE</b>		<b>\$ 5,205,130</b>	<b>\$ 5,595,004</b>	<b>\$ 4,042,941</b>	<b>\$ 5,447,697</b>	-0.1%	\$ (3,630)
<b>EXPENDITURES:</b>							
<b><u>LEGISLATIVE</u></b>							
10-41-120	LEGISLATIVE WAGES	\$ 34,250	\$ 36,860	\$ 26,573	\$ 39,487	7.1%	\$ 2,627
10-41-130	EMPLOYEE BENEFITS	\$ 2,734	\$ 3,491	\$ 2,535	\$ 3,739	7.1%	\$ 248
10-41-210	BOOKS, SUBSCRIPT, MEMBERSHIPS	\$ 160	\$ -		\$ -	#DIV/0!	\$ -

# Santaquin City

## 2016-2017 Final Budget

Account Number	Description	Actuals (2014-2015)	Revised Budget (2015-2016)	Actual Thru Mar (2015-2016) 75% of Year	Projected Budget (2016-2017)	%Chg.	\$ Chg.
10-41-230	EDUCATION, TRAINING & TRAVEL	\$ 3,114	\$ 2,500	\$ 2,204	\$ 3,000	20.0%	\$ 500
10-41-240	SUPPLIES	\$ 1,411	\$ 4,000	\$ 3,825	\$ 4,000	166.7%	\$ 2,500
10-41-305	FLOAT EXPENSE	\$ 135	\$ -		\$ -	#DIV/0!	\$ -
10-41-330	DONATIONS		\$ 20,500	\$ 19,731	\$ 10,500	0.0%	\$ -
10-41-610	OTHER SERVICES	\$ 12,462	\$ 11,000	\$ 10,329	\$ 8,500	240.0%	\$ 6,000
10-41-613	ELECTION	\$ 77	\$ 6,000	\$ 2,311	\$ -	-100.0%	\$ (6,000)
10-41-620	ECONOMIC DEVELOPMENT	\$ 817	\$ -		\$ -	#DIV/0!	\$ -
10-41-655	PAGEANT EXPENSE	\$ 294	\$ -		\$ -	#DIV/0!	\$ -
10-41-660	PHOTO & VIDEO CONTEST EXPENSE	\$ 450	\$ 1,000	\$ 1,369	\$ 2,000	100.0%	\$ 1,000
<b>TOTAL LEGISLATIVE</b>		<b>\$ 55,903</b>	<b>\$ 85,351</b>	<b>\$ 68,878</b>	<b>\$ 71,226</b>	<b>10.7%</b>	<b>\$ 6,875</b>
<b><u>COURT</u></b>							
10-42-110	SALARIES AND WAGES	\$ 8,456	\$ -		\$ -	#DIV/0!	\$ -
10-42-120	PART TIME WAGES	\$ 60,554	\$ 66,731	\$ 45,785	\$ 62,434	-6.4%	\$ (4,297)
10-42-130	EMPLOYEE BENEFITS	\$ 23,831	\$ 15,076	\$ 10,328	\$ 14,906	49.4%	\$ 4,930
10-42-210	BOOKS, SUBSCTIPTIONS & MEMBERS	\$ 682	\$ 600	\$ 233	\$ 575	-4.2%	\$ (25)
10-42-230	EDUCATION, TRAINING & TRAVEL	\$ 955	\$ 1,800	\$ 699	\$ 1,500	-16.7%	\$ (300)
10-42-240	SUPPLIES	\$ 761	\$ 750	\$ 500	\$ 500	-33.3%	\$ (250)
10-42-310	PROFESSIONAL & TECHNICAL	\$ 1,978	\$ 15,450	\$ 9,082	\$ 12,775	-17.3%	\$ (2,675)
10-42-331	LEGAL	\$ 143,768	\$ 167,000	\$ 135,283	\$ 164,000	17.1%	\$ 24,000
10-42-610	STATE RESTITUTION	\$ 57,063	\$ 60,700	\$ 47,238	\$ 61,000	20.3%	\$ 10,300
10-42-725	JUSTICE COURT GRANT EXPENSES			\$ 3,325	\$ -	#DIV/0!	\$ -
<b>TOTAL COURT</b>		<b>\$ 298,047</b>	<b>\$ 328,107</b>	<b>\$ 252,474</b>	<b>\$ 317,690</b>	<b>11.1%</b>	<b>\$ 31,683</b>
<b><u>ADMINISTRATION</u></b>							
10-43-110	SALARIES AND WAGES	\$ 135,241	\$ 153,601	\$ 117,604	\$ 162,484	5.8%	\$ 8,883
10-43-130	EMPLOYEE BENEFITS	\$ 67,766	\$ 76,581	\$ 54,387	\$ 86,533	13.0%	\$ 9,953
10-43-140	OVERTIME	\$ 275	\$ -		\$ -	#DIV/0!	\$ -
10-43-210	BOOKS,SUBSCRIPTIONS,MEMBERSHIP	\$ 15,346	\$ 13,000	\$ 9,411	\$ 13,000	0.0%	\$ -
10-43-220	NOTICES,ORDINANCES,PUBLICATION	\$ 1,384	\$ 5,500	\$ 4,350	\$ 5,500	0.0%	\$ -
10-43-230	EDUCATION, TRAINING AND TRAVEL	\$ 5,541	\$ 8,300	\$ 5,636	\$ 9,250	11.4%	\$ 950

# Santaquin City

## 2016-2017 Final Budget

Account Number	Description	Actuals (2014-2015)	Revised Budget (2015-2016)	Actual Thru Mar (2015-2016) 75% of Year	Projected Budget (2016-2017)	%Chg.	\$ Chg.
10-43-240	SUPPLIES	\$ 9,365	\$ 9,411	\$ 6,795	\$ 9,500	0.9%	\$ 89
10-43-250	EQUIPMENT MAINTENANCE	\$ 261	\$ 400	\$ 349	\$ 500	25.0%	\$ 100
10-43-260	FUEL	\$ 2,156	\$ 2,500	\$ 1,355	\$ 2,250	-10.0%	\$ (250)
10-43-280	TELEPHONE	\$ 2,757	\$ 3,500	\$ 2,478	\$ 3,000	-14.3%	\$ (500)
10-43-310	PROFESSIONAL & TECHNICAL	\$ 4,501	\$ 4,450	\$ 3,299	\$ 4,500	1.1%	\$ 50
10-43-311	ACCOUNTING & AUDITING	\$ 20,200	\$ 19,500	\$ 17,700	\$ 17,700	-9.2%	\$ (1,800)
10-43-331	LEGAL	\$ 84,594	\$ 70,000	\$ 45,815	\$ 62,500	-10.7%	\$ (7,500)
10-43-480	EMPLOYEE RECOGNITIONS	\$ 4,722	\$ 4,200	\$ 4,798	\$ 5,500	31.0%	\$ 1,300
10-43-481	PHOTO CONTEST EXPENSES	\$ 100			\$ -	#DIV/0!	\$ -
10-43-501	BANK AND SERVICE CHARGES	\$ 275	\$ 250	\$ 29	\$ 100	-60.0%	\$ (150)
10-43-510	INSURANCE AND BONDS	\$ 111,786	\$ 130,000	\$ 130,032	\$ 130,000	13.0%	\$ 15,000
10-43-610	OTHER SERVICES	\$ 735		\$ 196	\$ -	#DIV/0!	\$ -
10-43-740	CAPITAL PROJECTS	\$ 12,559	\$ -		\$ -	#DIV/0!	\$ -
<b>TOTAL ADMINISTRATION</b>		<b>\$ 479,565</b>	<b>\$ 501,192</b>	<b>\$ 404,233</b>	<b>\$ 512,317</b>	<b>5.4%</b>	<b>\$ 26,125</b>
<b>ENGINEERING DEPT</b>							
10-48-110	SALARIES & WAGES	\$ 92,313	\$ 118,543	\$ 84,745	\$ 125,924	6.2%	\$ 7,381
10-48-130	EMPLOYEE BENEFITS	\$ 40,761	\$ 55,633	\$ 38,104	\$ 64,034	15.1%	\$ 8,402
10-48-210	BOOKS, SUBSCRIPT, MEMBER	\$ 347	\$ 2,450	\$ 777	\$ 1,500	-38.8%	\$ (950)
10-48-220	NOTICES & PUBLICATIONS	\$ 118	\$ 350	\$ 799	\$ 750	114.3%	\$ 400
10-48-230	EDUCATION, TRAINING & TRAVEL	\$ 1,148	\$ 4,400	\$ 1,269	\$ 4,000	-9.1%	\$ (400)
10-48-240	SUPPLIES	\$ 56	\$ 200	\$ 693	\$ 750	275.0%	\$ 550
10-48-260	FUEL	\$ 162	\$ 600	\$ -	\$ 200	-66.7%	\$ (400)
10-48-280	TELEPHONE	\$ 410	\$ 1,250	\$ 971	\$ 1,250	0.0%	\$ -
10-48-310	PROFESSIONAL & TECHNICAL SVCS	\$ 4,477	\$ 10,000	\$ 657	\$ 2,500	-75.0%	\$ (7,500)
10-48-311	ENGINEERING FOR ECONOMIC DEVEL	\$ 1,469	\$ -		\$ -	#DIV/0!	\$ -
<b>TOTAL ENGINEERING DEPT</b>		<b>\$ 141,261</b>	<b>\$ 193,425</b>	<b>\$ 128,014</b>	<b>\$ 200,908</b>	<b>3.9%</b>	<b>\$ 7,483</b>
<b>GENERAL GOVERNMENT BUILDINGS</b>							
10-51-110	SALARIES AND WAGES	\$ 8,274	\$ -	\$ 6,761	\$ -	#DIV/0!	\$ -
10-51-120	PART TIME SALARIES AND WAGES		\$ 14,148		\$ 10,057	-28.9%	\$ (4,091)

# Santaquin City

## 2016-2017 Final Budget

Account Number	Description	Actuals (2014-2015)	Revised Budget (2015-2016)	Actual Thru Mar (2015-2016) 75% of Year	Projected Budget (2016-2017)	%Chg.	\$ Chg.
10-51-130	EMPLOYEE BENEFITS	\$ 891	\$ 1,340	\$ 662	\$ 952	-28.9%	\$ (387)
10-51-200	CONTRACT LABOR		\$ 5,500	\$ 839	\$ 1,300	-35.0%	\$ (700)
10-51-240	SUPPLIES	\$ 2,679	\$ 3,200	\$ 3,435	\$ 5,100	59.4%	\$ 1,900
10-51-270	UTILITIES	\$ 51,041	\$ 57,000	\$ 35,319	\$ 50,000	-12.3%	\$ (7,000)
10-51-280	TELEPHONE	\$ 26,018	\$ 25,000	\$ 17,995	\$ 19,500	-22.0%	\$ (5,500)
10-51-300	BUILDINGS & GROUND MAINTENANCE	\$ 11,993	\$ 21,828	\$ 16,515	\$ 18,200	29.1%	\$ 4,100
10-51-310	ARMED ALERT-SECURITY	\$ 25	\$ -		\$ -	#DIV/0!	\$ -
10-51-480	CHRISTMAS LIGHTS	\$ 620	\$ 4,000		\$ -	-100.0%	\$ (4,000)
10-51-730	CAPITAL PROJECTS	\$ 2,308	\$ -		\$ 1,000	#DIV/0!	\$ 1,000
10-51-740	CAPITAL VEHICLE & EQUIPMENT	\$ 2,200	\$ -	\$ 2,123	\$ -	#DIV/0!	\$ -
<b>TOTAL GENERAL GOVERNMENT BUILDINGS</b>		<b>\$ 106,049</b>	<b>\$ 132,015</b>	<b>\$ 83,649</b>	<b>\$ 106,109</b>	<b>-12.2%</b>	<b>\$ (14,678)</b>
<b><u>POLICE</u></b>							
10-54-110	SALARIES AND WAGES	\$ 567,892	\$ 611,440	\$ 457,075	\$ 678,749	13.1%	\$ 78,509
10-54-120	SALARIES AND WAGES - PART TIME	\$ 47,449	\$ 41,656	\$ 26,789	\$ 41,235	-1.0%	\$ (421)
10-54-130	EMPLOYEE BENEFITS	\$ 394,035	\$ 424,100	\$ 308,647	\$ 499,575	19.4%	\$ 81,075
10-54-131	UNEMPLOYMENT EXPENSE			\$ 993	\$ -	#DIV/0!	\$ -
10-54-140	OVERTIME	\$ 38,679	\$ 37,000	\$ 34,089	\$ 20,000	0.0%	\$ -
10-54-210	BOOKS, SUBSCRIPT, MEMBERSHIPS	\$ 1,198	\$ 850	\$ 1,115	\$ 850	0.0%	\$ -
10-54-220	NOTICES, ORDINANCES & PUBLICAT	\$ 286	\$ 400	\$ 46	\$ 400	0.0%	\$ -
10-54-230	EDUCATION, TRAINING & TRAVEL	\$ 13,956	\$ 15,000	\$ 4,028	\$ 10,000	-33.3%	\$ (5,000)
10-54-240	SUPPLIES	\$ 31,105	\$ 30,000	\$ 17,297	\$ 25,000	-16.7%	\$ (5,000)
10-54-250	EQUIPMENT MAINTENANCE	\$ 11,534	\$ 7,500	\$ 4,885	\$ 6,500	-13.3%	\$ (1,000)
10-54-260	FUEL	\$ 39,434	\$ 41,245	\$ 18,328	\$ 28,000	-32.1%	\$ (13,245)
10-54-280	TELEPHONE	\$ 7,767	\$ 8,500	\$ 5,595	\$ 8,500	0.0%	\$ -
10-54-311	PROFESSIONAL & TECHNICAL	\$ 17,165	\$ 18,600	\$ 13,624	\$ 14,600	-21.5%	\$ (4,000)
10-54-320	LIQUOR CONTROL	\$ 12,075	\$ 10,489	\$ 4,025	\$ 10,500	22.6%	\$ 1,936
10-54-330	CRIMES TASK FORCE	\$ 2,153	\$ 3,200	\$ 3,800	\$ 3,800	18.8%	\$ 600
10-54-340	CENTRAL DISPATCH FEES	\$ 140,246	\$ 144,043	\$ 135,182	\$ 80,000	-44.5%	\$ (64,043)
10-54-350	UTAH COUNTY ANIMAL SHELTER	\$ 5,971	\$ 10,000	\$ 5,366	\$ 8,000	-20.0%	\$ (2,000)
10-54-NEW	TNR CAT PROGRAM				\$ 2,500	#DIV/0!	\$ 2,500

# Santaquin City

## 2016-2017 Final Budget

Account Number	Description	Actuals (2014-2015)	Revised Budget (2015-2016)	Actual Thru Mar (2015-2016) 75% of Year	Projected Budget (2016-2017)	%Chg.	\$ Chg.
10-54-702	COMM ON CRIM & JUV JUST -CCJJ	\$ 7,390	\$ 7,500	\$ 2,000	\$ 2,000	-73.3%	\$ (5,500)
10-54-740	CAPITAL - VEHICLES & EQUIPMENT	\$ 10,930	\$ 10,700	\$ 3,108	\$ 9,700	-9.3%	\$ (1,000)
<b>TOTAL POLICE</b>		<b>\$ 1,349,264</b>	<b>\$ 1,422,223</b>	<b>\$ 1,045,989</b>	<b>\$ 1,449,909</b>	4.6%	\$ 63,411
<b><u>STREETS</u></b>							
10-60-110	SALARIES AND WAGES	\$ 69,614	\$ 73,936	\$ 54,312	\$ 85,515	15.7%	\$ 11,579
10-60-130	EMPLOYEE BENEFITS	\$ 36,129	\$ 37,039	\$ 22,812	\$ 42,846	15.7%	\$ 5,807
10-60-140	OVERTIME	\$ 1,621	\$ 700	\$ 1,783	\$ 700	0.0%	\$ -
10-60-210	BOOKS, SUBSCRIPT, MEMBER	\$ 250			\$ -	#DIV/0!	\$ -
10-60-230	EDUCATION, TRAINING & TRAVEL	\$ 2,137	\$ 1,500	\$ 425	\$ 1,500	0.0%	\$ -
10-60-240	SUPPLIES	\$ 35,031	\$ 53,000	\$ 44,613	\$ 45,000	-6.3%	\$ (3,000)
10-60-250	EQUIPMENT MAINTENANCE	\$ 6,152	\$ 8,000	\$ 15,422	\$ 8,000	0.0%	\$ -
10-60-260	FUEL	\$ 4,640	\$ 7,500	\$ 5,981	\$ 7,500	0.0%	\$ -
10-60-270	UTILITIES - STREET LIGHTS	\$ 65,044	\$ 68,000	\$ 46,471	\$ 62,500	-8.1%	\$ (5,500)
10-60-280	TELEPHONE	\$ 375	\$ 600	\$ 239	\$ 600	0.0%	\$ -
10-60-480	B & C IMPROVMENTS	\$ 4,619	\$ 5,000	\$ 5,000	\$ 5,000	#DIV/0!	\$ 5,000
10-60-490	STREETS SIGNS	\$ 6,863	\$ 3,000	\$ 837	\$ 2,000	-33.3%	\$ (1,000)
10-60-730	CAPITAL PROJECTS	\$ 6,952	\$ 1,550	\$ 1,545	\$ -	#DIV/0!	\$ -
10-60-740	CAPITAL-VEHICLES & MAINTENANCE	\$ 10,631	\$ -		\$ -	#DIV/0!	\$ -
<b>TOTAL STREETS</b>		<b>\$ 250,056</b>	<b>\$ 259,825</b>	<b>\$ 199,441</b>	<b>\$ 261,161</b>	5.2%	\$ 12,886
<b><u>SANITATION</u></b>							
10-62-130	EMPLOYEE BENEFITS	\$ 89	\$ -		\$ -	#DIV/0!	\$ -
10-62-240	SUPPLIES	\$ 3,884	\$ 4,000	\$ 5,460	\$ 5,000	25.0%	\$ 1,000
10-62-250	EQUIPMENT MAINTENANCE		\$ 1,000	\$ 144	\$ 1,000	0.0%	\$ -
10-62-260	FUEL	\$ 3,782	\$ 4,000	\$ 1,559	\$ 2,000	-50.0%	\$ (2,000)
10-62-280	TELEPHONE	\$ 375	\$ 600	\$ 321	\$ 600	0.0%	\$ -
10-62-311	WASTE PICKUP CHARGES	\$ 302,331	\$ 295,000	\$ 219,628	\$ 295,000	0.0%	\$ -
10-62-312	RECYCLING PICKUP CHARGES	\$ 7,953	\$ 90,900	\$ 59,252	\$ 79,000	-13.1%	\$ (11,900)
10-62-480	CLOSE LANDFILL		\$ 10,000		\$ 4,473	-55.3%	\$ (5,527)
<b>TOTAL SANITATION</b>		<b>\$ 318,414</b>	<b>\$ 405,500</b>	<b>\$ 286,364</b>	<b>\$ 387,073</b>	-4.5%	\$ (18,427)



# Santaquin City

## 2016-2017 Final Budget

Account Number	Description	Actuals (2014-2015)	Revised Budget (2015-2016)	Actual Thru Mar (2015-2016) 75% of Year	Projected Budget (2016-2017)	%Chg.	\$ Chg.
<b>BUILDING INSPECTION</b>							
10-68-110	SALARIES AND WAGES	\$ 122,240	\$ 117,242	\$ 91,172	\$ 117,733	0.4%	\$ 491
10-68-130	EMPLOYEE BENEFITS	\$ 47,985	\$ 49,409	\$ 32,682	\$ 51,259	3.7%	\$ 1,850
10-68-140	OVERTIME		\$ -	\$ 322	\$ -	#DIV/0!	\$ -
10-68-210	BOOKS, SUBSCRIPTIONS, MEMBERSH	\$ 1,014	\$ 2,500	\$ 1,720	\$ 2,000	-20.0%	\$ (500)
10-68-230	EDUCATION, TRAVEL & TRAINING	\$ 4,441	\$ 4,600	\$ 3,754	\$ 4,600	0.0%	\$ -
10-68-240	SUPPLIES	\$ 645	\$ 3,000	\$ 1,373	\$ 2,500	-16.7%	\$ (500)
10-68-250	EQUIPMENT MAINT	\$ 272	\$ 750	\$ 743	\$ 900	20.0%	\$ 150
10-68-260	FUEL	\$ 2,981	\$ 3,000	\$ 1,700	\$ 2,250	-25.0%	\$ (750)
10-68-280	TELEPHONE	\$ 2,367	\$ 2,800	\$ 1,183	\$ 2,000	-28.6%	\$ (800)
10-68-310	PROFESSIONAL & TECHNICAL SVCS	\$ 2,231	\$ 1,500	\$ 1,036	\$ 1,500	0.0%	\$ -
10-68-740	CAPITAL VEHICLE & EQUIPMENT	\$ 23,722	\$ -		\$ -	#DIV/0!	\$ -
TOTAL BUILDING INSPECTION		\$ 207,898	\$ 184,801	\$ 135,685	\$ 184,742	0.0%	\$ (59)
<b>PARKS</b>							
10-70-110	SALARIES AND WAGES	\$ 44,477	\$ 64,135	\$ 47,786	\$ 52,519	-18.1%	\$ (11,616)
10-70-120	SALARIES & WAGES (PART TIME)	\$ 11,055	\$ 28,800	\$ 5,608	\$ 25,760	-10.6%	\$ (3,040)
10-70-130	EMPLOYEE BENEFITS	\$ 24,806	\$ 35,580	\$ 18,329	\$ 28,886	-18.8%	\$ (6,694)
10-70-140	OVERTIME	\$ 1,103	\$ 1,300	\$ 1,890	\$ 1,300	0.0%	\$ -
10-70-220	NOTICES, ORDINANCES & PUBLICATIONS	\$ 475	\$ -	\$ 16	\$ -	#DIV/0!	\$ -
10-70-250	EQUIPMENT MAINTENANCE	\$ 4,557	\$ 4,000	\$ 3,416	\$ 4,000	0.0%	\$ -
10-70-260	FUEL	\$ 5,259	\$ 8,000	\$ 3,370	\$ 5,000	-37.5%	\$ (3,000)
10-70-270	UTILITIES	\$ 7,326	\$ 9,000	\$ 6,067	\$ 9,000	0.0%	\$ -
10-70-280	TELEPHONE	\$ 630	\$ 600	\$ 441	\$ 600	0.0%	\$ -
10-70-290	OTHER	\$ 2,397	\$ 500	\$ 60	\$ -	-100.0%	\$ (500)
10-70-300	BUILDINGS & GROUNDS MAINTENANC	\$ 21,620	\$ 15,000	\$ 14,974	\$ 19,000	26.7%	\$ 4,000
10-70-NEW	ARBORIST/TREES/LANDSCAPING		\$ 35,000		\$ 3,500	-90.0%	\$ (31,500)
10-70-730	CAPITAL PROJECTS	\$ 141	\$ -		\$ -	#DIV/0!	\$ -
10-70-740	CAPITAL VEHICLE & EQUIPE	\$ 2,003	\$ 7,000	\$ 5,858	\$ 1,000	-85.7%	\$ (6,000)
TOTAL PARKS		\$ 125,850	\$ 208,915	\$ 107,814	\$ 150,565	-27.9%	\$ (58,350)

# Santaquin City

## 2016-2017 Final Budget

Account Number	Description	Actuals (2014-2015)	Revised Budget (2015-2016)	Actual Thru Mar (2015-2016) 75% of Year	Projected Budget (2016-2017)	%Chg.	\$ Chg.
<b>CEMETERY</b>							
10-77-110	SALARIES AND WAGES	\$ 34,661	\$ 23,705	\$ 17,970	\$ 52,519	121.6%	\$ 28,814
10-77-120	SALARIES & WAGES (PART TIME)	\$ 8,481	\$ 22,880	\$ 1,155	\$ 21,450	-6.2%	\$ (1,430)
10-77-130	EMPLOYEE BENEFITS	\$ 15,384	\$ 13,738	\$ 7,842	\$ 28,307	106.0%	\$ 14,569
10-77-140	OVERTIME	\$ 512	\$ 700	\$ 965	\$ 700	0.0%	\$ -
10-77-230	EDUCATION, TRAVEL & TRAINING	\$ 1,424	\$ 500	\$ -	\$ -	-100.0%	\$ (500)
10-77-240	SUPPLIES-USE 10-77-300	\$ 271	\$ -	\$ -	\$ -	#DIV/0!	\$ -
10-77-250	EQUIPMENT MAINTENANCE	\$ 567	\$ 1,500	\$ 777	\$ 1,500	0.0%	\$ -
10-77-260	FUEL	\$ 3,858	\$ 4,500	\$ 2,963	\$ 4,000	-11.1%	\$ (500)
10-77-270	UTILITIES	\$ 253	\$ 400	\$ 266	\$ 400	0.0%	\$ -
10-77-280	TELEPHONE	\$ 375	\$ 600	\$ 239	\$ 600	0.0%	\$ -
10-77-300	BUILDINGS & GROUND MAINTENANCE	\$ 6,107	\$ 3,000	\$ 714	\$ 1,500	-50.0%	\$ (1,500)
10-77-NEW	CEMETERY LAND ACQUISITION SET ASIDE				\$ 5,527	#DIV/0!	\$ 5,527
10-77-740	CAPITAL-VEHICLES & EQUIPMENT		\$ 6,500	\$ 5,858	\$ -	-100.0%	\$ (6,500)
TOTAL CEMETERY		\$ 71,893	\$ 78,022	\$ 38,747	\$ 116,502	49.3%	\$ 38,480
<b>PLANNING &amp; ZONING</b>							
10-78-110	SALARIES AND WAGES	\$ 102,875	\$ 128,471	\$ 92,816	\$ 136,700	6.4%	\$ 8,230
10-78-120	SALARIES & WAGES (PART TIME)	\$ 11,997	\$ -	\$ 1,730	\$ -	#DIV/0!	\$ -
10-78-130	EMPLOYEE BENEFITS	\$ 53,652	\$ 63,293	\$ 46,905	\$ 71,722	13.3%	\$ 8,429
10-78-210	BOOKS, SUBSCRIPT, & MEMBERSHIP	\$ 3,081	\$ 5,150	\$ 3,912	\$ 4,800	-6.8%	\$ (350)
10-78-220	NOTICE, ORDINANCES & PUBLICATI	\$ 205	\$ 300	\$ 147	\$ 300	0.0%	\$ -
10-78-230	EDUCATION, TRAINING & TRAVEL	\$ 5,771	\$ 5,300	\$ 3,856	\$ 5,300	0.0%	\$ -
10-78-240	SUPPLIES	\$ 990	\$ 1,200	\$ 758	\$ 1,200	0.0%	\$ -
10-78-250	EQUIPMENT MAINT	\$ 35	\$ 200	\$ -	\$ 150	-24.8%	\$ (50)
10-78-260	FUEL	\$ 100	\$ 200	\$ 72	\$ 150	-25.0%	\$ (50)
10-78-280	TELEPHONE	\$ 977	\$ 900	\$ 716	\$ 950	5.5%	\$ 50
10-78-310	PROFESSIONAL & TECHNICAL	\$ 900	\$ -	\$ 10	\$ -	#DIV/0!	\$ -
TOTAL PLANNING & ZONING		\$ 180,584	\$ 205,013	\$ 150,922	\$ 221,273	7.9%	\$ 16,259

# Santaquin City

## 2016-2017 Final Budget

Account Number	Description	Actuals (2014-2015)	Revised Budget (2015-2016)	Actual Thru Mar (2015-2016) 75% of Year	Projected Budget (2016-2017)	%Chg.	\$ Chg.
<b><u>TRANSFERS</u></b>							
10-90-100	TRANS TO P.S. IMPACT	\$ 114,649	\$ 101,315	\$ 85,180	\$ -	-100.0%	\$ (113,574)
10-90-200	TRANSFER TO RECREATION FUND	\$ 7,000	\$ -		\$ 21,146	#DIV/0!	\$ 21,146
10-90-205	TRANSFER TO ROYALTY FUND	\$ 7,200	\$ 7,400	\$ 3,083	\$ 7,400	80.0%	\$ 3,290
10-90-300	TRANS TO MUSEUM FUND	\$ 4,200	\$ 24,655	\$ 3,150	\$ 9,596	128.5%	\$ 5,396
10-90-400	TRANS TO LIBRARY FUND	\$ 62,200	\$ 74,292	\$ 55,719	\$ 78,138	5.2%	\$ 3,846
10-90-500	TRANSFER TO SENIORS FUND	\$ 23,400	\$ 23,565	\$ 17,674	\$ 23,565	0.0%	\$ -
10-90-550	TRANSFER TO COMPUTER CAP FUND	\$ 51,500	\$ 64,000	\$ 40,500	\$ 61,500	13.9%	\$ 7,500
10-90-600	TRANSFER TO CAPITAL PROJECTS	\$ 12,500	\$ 115,287	\$ 86,465	\$ 66,308	-42.5%	\$ (48,979)
10-90-700	TRANS TO CAPITAL VEH & EQUIP	\$ 278,460	\$ 353,916	\$ 265,437	\$ 290,670	-17.9%	\$ (63,246)
10-90-850	CONTRIBUTION TO FUND BALANCE		\$ 14,033		\$ -	-100.0%	\$ (14,033)
10-90-860	TRANSFER TO FIRE DEPARTMENT	\$ 202,500	\$ 174,653	\$ 130,989	\$ 196,858	12.7%	\$ 22,206
10-90-870	TRANSFER TO ROADS SSD	\$ 483,488	\$ 528,500	\$ 272,889	\$ 488,500	-8.4%	\$ (45,000)
10-90-NEW	TRANSFER TO STORM DRAINAGE FUND				\$ 40,000	#DIV/0!	\$ 40,000
10-90-882	TRANSPORTATION IMPACT FEE FUND	\$ 18,700	\$ 109,000	\$ 88,809	\$ -	-100.0%	\$ (118,412)
10-90-884	TRANSFER TO LBA			\$ 52,375	\$ 184,540	100.0%	\$ 184,540
<b>TOTAL TRANSFERS</b>		<b>\$ 1,265,797</b>	<b>\$ 1,590,614</b>	<b>\$ 1,102,269</b>	<b>\$ 1,468,221</b>	<b>-7.3%</b>	<b>\$ (115,319)</b>
<b>TOTAL FUND EXPENDITURES</b>		<b>\$ 4,850,580</b>	<b>\$ 5,595,004</b>	<b>\$ 4,004,480</b>	<b>\$ 5,447,697</b>	<b>-0.1%</b>	<b>\$ (3,630)</b>
<b>NET REVENUE OVER EXPENDITURES</b>		<b>\$ 354,549</b>	<b>\$ 0</b>	<b>\$ 38,461</b>	<b>\$ 0</b>	<b>0%</b>	<b>\$ 0</b>
<b>CAPITAL PROJECTS FUND</b>							
<b>REVENUES:</b>							
<b><u>MISCELLANEOUS REVENUE</u></b>							
41-38-NEW	UDOT SAFEWALKING ROUTE GRANT				\$ 548,192	#DIV/0!	\$ 548,192
41-38-225	MAIN STREET PROJECT	\$ 117,299	\$ 353,027	\$ 327,270	\$ -	-100.0%	\$ (353,027)
<b>TOTAL MISCELLANEOUS REVENUE</b>		<b>\$ 117,299</b>	<b>\$ 353,027</b>	<b>\$ 327,270</b>	<b>\$ 548,192</b>	<b>55.3%</b>	<b>\$ 195,165</b>

# Santaquin City

## 2016-2017 Final Budget

Account Number	Description	Actuals (2014-2015)	Revised Budget (2015-2016)	Actual Thru Mar (2015-2016) 75% of Year	Projected Budget (2016-2017)	%Chg.	\$ Chg.
<b>CONTRIBUTIONS AND TRANSFERS</b>							
41-39-100	TRANSFER FROM GENERAL FUND	\$ 12,500	\$ 115,287	\$ 86,465	\$ 66,308	-42.5%	\$ (48,979)
41-39-300	BOND PROCEEDS		\$ 2,325,000	\$ 1,163,893	\$ -	#DIV/0!	\$ -
41-39-320	TRANSFER FROM WATER FUND		\$ -		\$ 13,400	#DIV/0!	\$ 13,400
41-39-NEW	TRANSFER FROM PW HOLDING FUND				\$ 186,600	#DIV/0!	\$ 186,600
TOTAL CONTRIBUTIONS AND TRANSFERS		\$ 12,500	\$ 2,440,287	\$ 1,250,358	\$ 266,308	131.0%	\$ 151,021
<b>TOTAL FUND REVENUES</b>		\$ 129,799	\$ 2,793,314	\$ 1,577,628	\$ 814,500	73.9%	\$ 346,186
<b>EXPENDITURES:</b>							
<b>EXPENDITURES</b>							
41-40-400	MAIN STREET/400 EAST PROJECT	\$ 5,031	\$ -		\$ -	#DIV/0!	\$ -
41-40-700	NEW PUBLIC WORKS BUILDING	\$ 24,479	\$ 2,325,000	\$ 1,298,049	\$ -	#DIV/0!	\$ -
41-40-740	MAIN STREET PROJECT	\$ 77,317	\$ -		\$ -	#DIV/0!	\$ -
41-40-741	500 EAST MAIN STREET PROJECT	\$ 153,415	\$ 468,314	\$ 352,165	\$ -	-100.0%	\$ (468,314)
41-40-807	COUNCIL CHAMBER TECH IMPROVE	\$ 1,367	\$ -		\$ -	#DIV/0!	\$ -
41-40-808	COURT & POLICE WINDOW UPGRADES	\$ 7,504	\$ -	\$ 845	\$ -	#DIV/0!	\$ -
41-40-NEW	100S/400S WATER LINE REPLACEMENT				\$ 80,000	#DIV/0!	\$ 80,000
41-40-NEW	RELOCATION OF PW BLDG				\$ 26,500	#DIV/0!	\$ 26,500
41-40-NEW	300W SIDEWALKS				\$ 588,000	#DIV/0!	\$ 588,000
41-40-NEW	ELECTRICAL BYPASS/BACKUP				\$ 120,000	#DIV/0!	\$ 120,000
41-40-810	2ND ACCESS TO SUMMIT RIDGE	\$ 13,226			\$ -	#DIV/0!	\$ -
TOTAL EXPENDITURES		\$ 282,340	\$ 2,793,314	\$ 1,651,059	\$ 814,500	73.9%	\$ 346,186
<b>TOTAL FUND EXPENDITURES</b>		\$ 282,340	\$ 2,793,314	\$ 1,651,059	\$ 814,500	73.9%	\$ 346,186
<b>NET REVENUE OVER EXPENDITURES</b>		\$ (152,540)	\$ -	\$ (73,431)	\$ 0	#DIV/0!	\$ 0
<b>CAPITAL VEHICLE AND EQUIPMENT</b>							

# Santaquin City

## 2016-2017 Final Budget

Account Number	Description	Actuals (2014-2015)	Revised Budget (2015-2016)	Actual Thru Mar (2015-2016) 75% of Year	Projected Budget (2016-2017)	%Chg.	\$ Chg.
<b>REVENUES:</b>							
<b>CONTRIBUTIONS AND TRANSFERS</b>							
42-39-100	TRANS FROM GENERAL FUND	\$ 278,460	\$ 353,916	\$ 265,437	\$ 290,670	-17.9%	\$ (63,246)
42-39-101	TRANS FROM PW CAPITAL HOLDING FUND		\$ 6,800	\$ -	\$ 35,308	#DIV/0!	\$ 35,308
42-39-306	LEASE PROCEEDS-CAPITAL LEASES	\$ 220,786	\$ 366,000	\$ 197,049	\$ 806,500	120.4%	\$ 440,500
TOTAL CONTRIBUTIONS AND TRANSFERS		\$ 499,246	\$ 726,716	\$ 462,485	\$ 1,132,478	57.3%	\$ 412,563
<b>TOTAL FUND REVENUE</b>		<b>\$ 499,246</b>	<b>\$ 726,716</b>	<b>\$ 462,485</b>	<b>\$ 1,132,478</b>	57.3%	\$ 412,563
<b>EXPENDITURES:</b>							
<b>EXPENDITURES</b>							
42-40-771	LEASE PROCEEDS	\$ 242,557	\$ 366,000	\$ 197,155	\$ 806,500	120.4%	\$ 440,500
42-40-772	2010 DUMP TRUCK LEASE PMT	\$ 21,575	\$ 23,444	\$ 22,387	Pre-paid in Full	#VALUE!	#VALUE!
42-40-810	2006 FIRE TRUCK LEASE (LADDER) PMT	\$ 29,151	\$ 24,314	\$ 23,858	Paid in Full	#VALUE!	#VALUE!
42-40-910	2006 AMBULANCE LEASE PMT	\$ 7,463	\$ 6,217	\$ 6,100	Paid in Full	#VALUE!	#VALUE!
42-41-010	2012 (3) PIECE EQUIPMENT LEASE PMT	\$ 22,336	\$ 24,343	\$ 22,986	Pre-paid in Full	#VALUE!	#VALUE!
42-41-020	2012 EMS DEFIBRILLATOR LEASE PMT	\$ 33,427	\$ 33,427	\$ 27,856	Pre-paid in Full	#VALUE!	#VALUE!
42-41-030	2013 (4) PIECE EQUIPMENT LEASE PMT	\$ 29,777	\$ 32,295	\$ 30,387	\$ 32,295	0.0%	\$ -
42-41-040	2014 (2) PIECE EQUIPMENT LEASE PMT	\$ 11,801	\$ 12,859	\$ 5,991	\$ 12,859	#DIV/0!	\$ 12,859
42-41-045	2014 (7) PIECE EQUIPMENT LEASE PMT	\$ 67,704	\$ 71,000	\$ 33,801	\$ 71,000	0.0%	\$ -
42-41-050	2015 PIERCE SABER PUMPER FIRE TRUCK	\$ 37,462	\$ 54,500		\$ 54,500	0.0%	\$ -
42-41-051	2015 (5) PIECE EQUIPMENT LEASE PMT		\$ 55,000		\$ 63,916	16.2%	\$ 8,916
42-41-052	2016 AMBULANCE LEASE PMT		\$ 8,258		\$ 27,600	234.2%	\$ 19,342
42-41-053	2016 WATER TRUCK (2008)		\$ 3,000		Paid in Full	#VALUE!	#VALUE!
42-41-054	2016 BACKHOE LEASE		\$ 3,800		\$ 4,300	#DIV/0!	\$ 4,300
42-41-NEW	2016 (2) PIECE EQUIPMENT LEASE				\$ 28,500	#DIV/0!	\$ 28,500
42-41-NEW	2016 SNOWPLOW (10WHEELER)				\$ 31,008	#DIV/0!	\$ 31,008
42-48-200	DEBT SERVICE-INTEREST	\$ 29,961	\$ 8,258	\$ (871)		#DIV/0!	\$ -
<b>TOTAL FUND EXPENDITURES</b>		<b>\$ 533,214</b>	<b>\$ 726,715</b>	<b>\$ 369,650</b>	<b>\$ 1,132,478</b>	62.1%	\$ 433,680

# Santaquin City

## 2016-2017 Final Budget

Account Number	Description	Actuals (2014-2015)	Revised Budget (2015-2016)	Actual Thru Mar (2015-2016) 75% of Year	Projected Budget (2016-2017)	%Chg.	\$ Chg.
<b>TOTAL FUND EXPENDITURES</b>		\$ 533,214	\$ 726,715	\$ 369,650	\$ 1,132,478	62.1%	\$ 433,680
<b>NET REVENUE OVER EXPENDITURES</b>		\$ (33,968)	\$ 0	\$ 92,836	\$ 0	-100.0%	\$ (21,117)
<b>COMPUTER TECHNOLOGY CAPITAL FUND</b>							
<b>REVENUES:</b>							
<b>CONTRIBUTIONS AND TRANSFERS</b>							
43-39-100	TRANS FROM GENERAL FUND	\$ 51,500	\$ 64,000	\$ 40,500	\$ 61,500	13.9%	\$ 7,500
43-39-110	TRANS FROM WATER FUND	\$ 29,333	\$ 36,000	\$ 22,500	\$ 36,000	20.0%	\$ 6,000
43-39-120	TRANS FROM SEWER FUND	\$ 29,333	\$ 36,000	\$ 22,500	\$ 36,000	20.0%	\$ 6,000
43-39-130	TRANS FROM PI FUND	\$ 29,333	\$ 36,000	\$ 22,500	\$ 36,000	20.0%	\$ 6,000
43-39-140	USE OF FUND BALANCE		\$ 8,900			#DIV/0!	\$ -
<b>TOTAL CONTRIBUTIONS AND TRANSFERS</b>		<b>\$ 139,500</b>	<b>\$ 180,900</b>	<b>\$ 108,000</b>	<b>\$ 169,500</b>	17.7%	\$ 25,500
<b>TOTAL FUND REVENUE</b>		<b>\$ 139,500</b>	<b>\$ 180,900</b>	<b>\$ 108,000</b>	<b>\$ 169,500</b>	17.7%	\$ 25,500
<b>EXPENDITURES:</b>							
<b>EXPENDITURES</b>							
43-40-100	COMPUTER SUPPORT CONTRACT - RMT	\$ 34,570	\$ 22,000	\$ 25,615	\$ 28,000	27.3%	\$ 6,000
43-40-110	WEBSITE CONTRACT - RMT	\$ 14,360	\$ 5,000	\$ 3,825	-	-100.0%	\$ (5,000)
43-40-112	WEB CONTRACT - CIVICLIVE		\$ 12,000		\$ 16,000	#DIV/0!	\$ 16,000
43-40-NEW	WEBSITE CONTRACT - PEN & WEB		\$ 10,000	\$ 4,661	\$ 10,000	0.0%	\$ -
43-40-200	DESKTOP ROTATION EXPENSE	\$ 17,489	\$ 18,300	\$ 18,927	\$ 20,000	9.3%	\$ 1,700
43-40-210	LAPTOP ROTATION EXPENSE	\$ 8,402	\$ 15,500	\$ 16,045	\$ 16,000	3.2%	\$ 500
43-40-220	SERVERS ROTATION EXPENSE		\$ 2,500	\$ 2,500	\$ 5,500	120.0%	\$ 3,000
43-40-230	MISC EQUIPMENT EXPENSE	\$ 5,200	\$ 20,000	\$ 19,949	\$ 12,500	66.7%	\$ 5,000
43-40-300	COPIER CONTRACTS	\$ 13,212	\$ 12,500	\$ 10,692	\$ 12,900	3.2%	\$ 400

# Santaquin City

## 2016-2017 Final Budget

Account Number	Description	Actuals (2014-2015)	Revised Budget (2015-2016)	Actual Thru Mar (2015-2016) 75% of Year	Projected Budget (2016-2017)	%Chg.	\$ Chg.
43-40-400	PELORUS CONTRACT	\$ 10,000	\$ 10,000	\$ 7,500	\$ 10,000	0.0%	\$ -
43-40-500	SOFTWARE	\$ 7,477	\$ 7,500	\$ 4,835	\$ 8,550	14.0%	\$ 1,050
43-40-NEW	REC1 - SOFTWARE		\$ 3,000		\$ -	-100.0%	\$ (3,000)
43-40-NEW	AUTOCAD LICENSES		\$ 3,200		\$ 3,200	0.0%	\$ -
43-40-505	BUILDING INSPECTION TRACKING SOFTWARE		\$ 15,250	\$ 15,250	\$ 9,000	0.0%	\$ -
43-40-NEW	ADOBE PRO LICENSES				\$ 900	#DIV/0!	\$ 900
43-40-510	FLEET TRACKING SOFTWARE		\$ 1,450		\$ 1,450	#DIV/0!	\$ 1,450
43-40-600	SPILLMAN - POLICE CONTRACT	\$ 14,867	\$ 15,000	\$ 15,462	\$ 15,500	3.3%	\$ 500
43-40-611	PARLANT TECHNOLOGIES CONTRACT		\$ 7,700	\$ 7,658	\$ -	-100.0%	\$ (3,000)
43-40-NEW	EVERBRIDGE CONTRACT				\$ 3,000	#DIV/0!	\$ 3,000
<b>TOTAL FUND EXPENDITURES</b>		<b>\$ 125,577</b>	<b>\$ 180,900</b>	<b>\$ 152,919</b>	<b>\$ 169,500</b>	<b>17.7%</b>	<b>\$ 25,500</b>
<b>TOTAL FUND EXPENDITURES</b>		<b>\$ 125,577</b>	<b>\$ 180,900</b>	<b>\$ 152,919</b>	<b>\$ 169,500</b>	<b>17.7%</b>	<b>\$ 25,500</b>
<b>NET REVENUE OVER EXPENDITURES</b>		<b>\$ 13,922</b>	<b>\$ -</b>	<b>\$ (44,919)</b>	<b>\$ -</b>	<b>0.0%</b>	<b>\$ -</b>
<b>PUBLIC WORKS CAPITAL REPAIR AND REPLACEMENT HOLDING FUND</b>							
<b>REVENUES:</b>							
<b>ENTERPRISE REVENUE</b>							
44-38-400	SALE OF ASSETS		\$ 15,000				
44-39-110	TRANSFERS FROM WATER FUND		\$ 10,800		\$ 66,600	#DIV/0!	\$ 66,600
44-39-120	TRANSFERS FROM SEWER FUND		\$ 10,800		\$ 66,600	#DIV/0!	\$ 66,600
44-39-130	TRANSFERS FROM PI FUND		\$ 10,800		\$ 66,600	#DIV/0!	\$ 66,600
44-39-140	TRANSFERS FROM STORM DRAIN FUND		\$ 10,800		\$ 33,300	#DIV/0!	\$ 33,300
<b>TOTAL ENTERPRISE REVENUE</b>		<b>\$ -</b>	<b>\$ 58,200</b>	<b>\$ -</b>	<b>\$ 233,100</b>	<b>#DIV/0!</b>	<b>\$ 233,100</b>
<b>TOTAL FUND REVENUE</b>		<b>\$ -</b>	<b>\$ 58,200</b>	<b>\$ -</b>	<b>\$ 233,100</b>	<b>#DIV/0!</b>	<b>\$ 233,100</b>
<b>EXPENDITURES:</b>							

# Santaquin City

## 2016-2017 Final Budget

Account Number	Description	Actuals (2014-2015)	Revised Budget (2015-2016)	Actual Thru Mar (2015-2016) 75% of Year	Projected Budget (2016-2017)	%Chg.	\$ Chg.
<b>EXPENDITURES</b>							
44-40-NEW	TRANSFER TO CAPITAL PROJECTS				\$ 186,600	#DIV/0!	\$ 186,600
44-40-740	TRANSFER TO CAPITAL VEHICLES & EQUIPMENT		\$ 6,800		\$ 35,308	#DIV/0!	\$ 35,308
44-40-910	TRANSFERS TO GENERAL FUND				\$ -	#DIV/0!	\$ -
44-40-911	TRANSFERS TO WATER FUND				\$ -	#DIV/0!	\$ -
44-40-912	TRANSFERS TO SEWER FUND				\$ -	#DIV/0!	\$ -
44-40-913	TRANSFERS TO PI FUND				\$ -	#DIV/0!	\$ -
44-40-914	TRANSFERS TO STORM DRAINAGE FUND				\$ -	#DIV/0!	\$ -
44-40-920	CONTRIBUTION TO FUND BALANCE		\$ 51,400		\$ 11,192	#DIV/0!	\$ 11,192
TOTAL EXPENDITURES		\$ -	\$ 58,200	\$ -	\$ 233,100	#DIV/0!	\$ 233,100
<b>TOTAL FUND EXPENDITURES</b>		\$ -	\$ 58,200	\$ -	\$ 233,100	#DIV/0!	\$ 233,100
<b>NET REVENUE OVER EXPENDITURES</b>		\$ -	\$ -	\$ -	\$ -	#DIV/0!	\$ -
<b>STORM DRAINAGE FUND</b>							
<b>REVENUES:</b>							
<b>CONTRIBUTIONS AND TRANSFERS</b>							
50-37-100	STORM DRAINAGE FEE REVENUE		\$ 10,800	\$ 2,697	\$ 33,300	#DIV/0!	\$ 33,300
50-37-NEW	CDBG GRANT FUNDING				\$ 40,000	#DIV/0!	\$ 40,000
50-39-100	TRANSFER FROM GENERAL FUND		\$ -		\$ 40,000	#DIV/0!	\$ 40,000
TOTAL CONTRIBUTIONS AND TRANSFERS		\$ -	\$ 10,800	\$ 2,697	\$ 113,300	#DIV/0!	\$ 113,300
<b>TOTAL FUND REVENUE</b>		\$ -	\$ 10,800	\$ 2,697	\$ 113,300	#DIV/0!	\$ 113,300
<b>EXPENDITURES:</b>							
<b>EXPENDITURES</b>							



# Santaquin City

## 2016-2017 Final Budget

Account Number	Description	Actuals (2014-2015)	Revised Budget (2015-2016)	Actual Thru Mar (2015-2016) 75% of Year	Projected Budget (2016-2017)	%Chg.	\$ Chg.
50-40-300	STORM DRAINAGE EXPENSES		\$ -		\$ -		
50-40-NEW	STORM DRAINAGE MASTER PLAN				\$ 80,000	#DIV/0!	\$ 80,000
50-40-901	TRANSFER TO PW CAPITAL HOLDING FUND		\$ 10,800		\$ 33,300	#DIV/0!	\$ 33,300
50-40-750	CAPITAL PROJECTS		\$ -		\$ -	#DIV/0!	\$ -
TOTAL FUND EXPENDITURES		\$ -	\$ 10,800	\$ -	\$ 113,300	#DIV/0!	\$ 113,300
<b>TOTAL FUND EXPENDITURES</b>		\$ -	\$ 10,800	\$ -	\$ 113,300	#DIV/0!	\$ 113,300
<b>NET REVENUE OVER EXPENDITURES</b>		\$ -	\$ -	\$ 2,697	\$ -	#DIV/0!	\$ -
<b>WATER FUND - ENTERPRISE FUND</b>							
<b>REVENUES:</b>							
<b>ENTERPRISE REVENUE</b>							
51-37-100	WATER SALES	\$ 792,385	\$ 855,933	\$ 636,478	\$ 897,700	10.8%	\$ 87,700
51-37-175	WATER METERS	\$ 34,500	\$ 34,000	\$ 32,870	\$ 45,000	32.4%	\$ 11,000
51-37-200	WATER CONNECTION FEES	\$ 21,600	\$ 21,000	\$ 19,000	\$ 27,500	31.0%	\$ 6,500
51-37-212	CHLORINE SALES	\$ 2,633	\$ 3,000	\$ 2,798	\$ 3,500	16.7%	\$ 500
51-37-300	PENALTIES & FORFEITURES	\$ 144,303	\$ 150,000	\$ 117,207	\$ 160,000	6.7%	\$ 10,000
TOTAL ENTERPRISE REVENUE		\$ 995,422	\$ 1,063,933	\$ 808,354	\$ 1,133,700	11.4%	\$ 115,700
<b>MISCELLANEOUS REVENUE</b>							
51-38-100	INTEREST EARNINGS	\$ 3,205	\$ 3,500	\$ 1,100	\$ 1,500	-57.1%	\$ (2,000)
51-38-150	INTEREST/PTIF IN LIEU OF WATER	\$ 2,946	\$ 3,000	\$ 3,335	\$ 4,500	50.0%	\$ 1,500
51-38-200	CONSTRUCTION WATER	\$ 5,250	\$ 5,000	\$ 4,550	\$ 6,000	20.0%	\$ 1,000
51-38-900	MISCELLANEOUS	\$ 12,625	\$ 12,500	\$ 10,311	\$ 14,500	16.0%	\$ 2,000
51-38-901	MONEY IN LIEU OF WATER	\$ 68,880		\$ 4,688			
TOTAL MISCELLANEOUS REVENUE		\$ 92,905	\$ 24,000	\$ 23,984	\$ 26,500	10.4%	\$ 2,500
<b>CONTRIBUTIONS AND TRANSFERS</b>							

# Santaquin City

## 2016-2017 Final Budget

Account Number	Description	Actuals (2014-2015)	Revised Budget (2015-2016)	Actual Thru Mar (2015-2016) 75% of Year	Projected Budget (2016-2017)	%Chg.	\$ Chg.
51-39-110	CONTRIBUTIONS FROM SURPLUS		\$ -			#DIV/0!	\$ -
	TOTAL CONTRIBUTIONS AND TRANSFERS	\$ -	\$ -	\$ -	\$ -	#DIV/0!	\$ -
	<b>TOTAL FUND REVENUE</b>	<b>\$ 1,088,327</b>	<b>\$ 1,087,933</b>	<b>\$ 832,338</b>	<b>\$ 1,160,200</b>	11.3%	\$ 118,200
	<b>EXPENDITURES:</b>						
	<u>EXPENDITURES</u>						
51-40-110	SALARIES AND WAGES	\$ 124,421	\$ 124,820	\$ 96,269	\$ 167,690	34.3%	\$ 42,870
51-40-120	SALARIES AND WAGES - PART TIME	\$ 38,111	\$ 38,252	\$ 28,753	\$ 46,586	21.8%	\$ 8,334
51-40-130	EMPLOYEE BENEFITS	\$ 49,569	\$ 66,710	\$ 47,040	\$ 97,323	45.9%	\$ 30,613
51-40-140	OVERTIME	\$ 1,396	\$ 2,000	\$ 2,621	\$ 2,000	0.0%	\$ -
51-40-210	BOOKS, SUBSCRIPTIONS & MEMBERS	\$ 8,116	\$ 5,500	\$ 2,265	\$ 3,500	-36.4%	\$ (2,000)
51-40-230	EDUCATION, TRAINING & TRAVEL	\$ 2,464	\$ 4,000	\$ 2,786	\$ 3,500	-12.5%	\$ (500)
51-40-240	SUPPLIES	\$ 158,362	\$ 80,000	\$ 83,891	\$ 75,000	-6.3%	\$ (5,000)
51-40-250	EQUIPMENT MAINTENANCE	\$ 7,995	\$ 8,000	\$ 3,972	\$ 6,000	-25.0%	\$ (2,000)
51-40-253	WATER SHARE ASSESSMENT	\$ 44,914	\$ 47,000	\$ 44,535	\$ 45,000	-4.3%	\$ (2,000)
51-40-NEW	MT. NEBO WATER PARTICIPATION (1/2)				\$ 3,500	#DIV/0!	\$ 3,500
51-40-260	FUEL	\$ 4,027	\$ 6,000	\$ 1,859	\$ 3,000	-50.0%	\$ (3,000)
51-40-273	UTILITIES	\$ 75,948	\$ 90,000	\$ 56,465	\$ 77,500	-13.9%	\$ (12,500)
51-40-280	TELEPHONE	\$ 2,786	\$ 3,000	\$ 1,791	\$ 2,500	-16.7%	\$ (500)
51-40-310	PROFESSIONAL & TECHNICAL SVCS	\$ 29,562	\$ 10,000	\$ 8,883	\$ 10,000	0.0%	\$ -
51-40-650	DEPRECIATION	\$ 107,574				#DIV/0!	\$ -
51-40-750	CAPITAL PROJECTS	\$ 7,593	\$ 49,133			-100.0%	\$ (20,000)
51-40-900	TRANSFER TO GENERAL FUNDS	\$ 470,000	\$ 506,718	\$ 380,038	\$ 501,101	-1.1%	\$ (5,617)
51-40-901	TRANSFER TO PW CAPITAL HOLDING FUND		\$ 10,800		\$ 66,600	#DIV/0!	\$ 66,600
51-40-910	TRANSFER TO COMPUTER CAP FUND	\$ 29,333	\$ 36,000	\$ 22,500	\$ 36,000	20.0%	\$ 6,000
51-40-915	TRANSFER TO CAPITAL PROJECTS FUND				\$ 13,400	#DIV/0!	\$ 13,400
	TOTAL EXPENDITURES	\$ 1,162,172	\$ 1,087,933	\$ 783,668	\$ 1,160,200	11.3%	\$ 118,200
	<b>TOTAL FUND EXPENDITURES</b>	<b>\$ 1,162,172</b>	<b>\$ 1,087,933</b>	<b>\$ 783,668</b>	<b>\$ 1,160,200</b>	11.3%	\$ 118,200

# Santaquin City

## 2016-2017 Final Budget

Account Number	Description	Actuals (2014-2015)	Revised Budget (2015-2016)	Actual Thru Mar (2015-2016) 75% of Year	Projected Budget (2016-2017)	%Chg.	\$ Chg.
<b>NET REVENUE OVER EXPENDITURES</b>		\$ (73,844)	\$ -	\$ 48,671	\$ 0	#DIV/0!	\$ 0
<b>SEWER FUND</b>							
<b>REVENUES:</b>							
<b>ENTERPRISE REVENUE</b>							
52-37-100	USER FEE	\$ 1,358,221	\$ 1,428,650	\$ 1,068,531	\$ 1,487,700	7.8%	\$ 107,700
52-37-220	SEWER CONNECTION FEES	\$ 2,250	\$ -	\$ -	\$ -	#DIV/0!	\$ -
52-37-225	LAGOON FARM REVENUE	\$ 11,370	\$ 8,000	\$ 1,701	\$ -	-100.0%	\$ (8,000)
TOTAL ENTERPRISE REVENUE		\$ 1,371,841	\$ 1,436,650	\$ 1,070,232	\$ 1,487,700	7.2%	\$ 99,700
<b>MISCELLANEOUS REVENUE</b>							
52-38-100	INTEREST EARNINGS	\$ 1,850	\$ 4,700	\$ 3,531	\$ 5,500	266.7%	\$ 4,000
52-38-820	SEWER DEPT HOME RENTAL	\$ 400	\$ -	\$ -	\$ -	#DIV/0!	\$ -
52-38-900	MISCELLANEOUS	\$ 20	\$ 500	\$ 957	\$ 1,500	200.0%	\$ 1,000
TOTAL MISCELLANEOUS REVENUE		\$ 2,270	\$ 5,200	\$ 4,488	\$ 7,000	250.0%	\$ 5,000
<b>CONTRIBUTIONS AND TRANSFERS</b>							
52-38-910	TRANSFER FROM SEWER IMPACT FEE FUND	\$ 156,000	\$ 200,000	\$ 150,000	\$ 158,750	-20.6%	\$ (41,250)
52-39-110	CONTRIBUTIONS FROM SURPLUS	\$ -	\$ 53,333	\$ -	\$ -	#DIV/0!	\$ -
TOTAL CONTRIBUTIONS AND TRANSFERS		\$ 156,000	\$ 253,333	\$ 150,000	\$ 158,750	-20.6%	\$ (41,250)
<b>TOTAL FUND REVENUE</b>		\$ 1,530,111	\$ 1,695,183	\$ 1,224,720	\$ 1,653,450	4.0%	\$ 63,450
<b>EXPENDITURES:</b>							
<b>EXPENDITURES</b>							
52-40-110	SALARIES AND WAGES	\$ 182,222	\$ 175,921	\$ 134,154	\$ 153,170	-12.9%	\$ (22,750)
52-40-120	SALARIES AND WAGES - PART TIME	\$ 35,796	\$ 35,888	\$ 26,905	\$ 43,422	21.0%	\$ 7,535

# Santaquin City

## 2016-2017 Final Budget

Account Number	Description	Actuals (2014-2015)	Revised Budget (2015-2016)	Actual Thru Mar (2015-2016) 75% of Year	Projected Budget (2016-2017)	%Chg.	\$ Chg.
52-40-130	EMPLOYEE BENEFITS	\$ 85,611	\$ 95,536	\$ 68,368	\$ 89,101	-6.7%	\$ (6,435)
52-40-140	OVERTIME	\$ 2,406	\$ 2,000	\$ 5,039	\$ 2,000	0.0%	\$ -
52-40-210	BOOKS, SUBSCRIPT, MEMBERSHIPS	\$ 176	\$ -			#DIV/0!	\$ -
52-40-230	EDUCATION, TRAINING & TRAVEL	\$ 1,777	\$ 2,500	\$ 2,574	\$ 3,000	20.0%	\$ 500
52-40-240	SUPPLIES	\$ 30,015	\$ 74,000	\$ 55,858	\$ 50,000	72.4%	\$ 21,000
52-40-250	EQUIPMENT MAINTENANCE	\$ 11,937	\$ 10,872	\$ 10,308	\$ 5,000	-27.2%	\$ (1,872)
52-40-260	FUEL	\$ 4,463	\$ 5,500	\$ 1,859	\$ 4,000	-27.3%	\$ (1,500)
52-40-270	UTILITIES	\$ 5,234	\$ 31,750	\$ 23,826	\$ 31,750	535.0%	\$ 26,750
52-40-280	TELEPHONE	\$ 3,424	\$ 3,500	\$ 2,434	\$ 3,500	0.0%	\$ -
52-40-300	BUILDING & GROUND MAINTENANCE	\$ 75	\$ -			#DIV/0!	\$ -
52-40-310	PROFESSIONAL & TECHNICAL SVCS	\$ 11,439	\$ 14,000	\$ 4,512	\$ 7,000	-50.0%	\$ (7,000)
52-40-325	SEWER LINE CLEANOUT (1/3 of City)	\$ 1,000	\$ 28,600	\$ 28,573	\$ 28,500	-18.6%	\$ (6,500)
52-40-335	LAGOON FARM EXPENSE	\$ 18,511	\$ -	\$ -	\$ -	-100.0%	\$ (4,000)
52-40-500	WRF - UTILITIES	\$ 115,528	\$ 90,000	\$ 67,122	\$ 92,000	-17.9%	\$ (20,000)
52-40-510	WRF - CHEMICAL SUPPLIES	\$ 24,778	\$ 36,900	\$ 27,675	\$ 37,000	85.0%	\$ 17,000
52-40-520	WRF - SUPPLIES	\$ 22,591	\$ 16,300	\$ 12,204	\$ 16,500	106.3%	\$ 8,500
52-40-530	WRF - SOLID WASTE DISPOSAL	\$ 30,600	\$ 40,500	\$ 30,326	\$ 42,000	44.8%	\$ 13,000
52-40-540	WRF - PERMITS	\$ 1,000				#DIV/0!	\$ -
52-40-NEW	WRF - EQUIPMENT MAINTENANCE				\$ 5,000	#DIV/0!	\$ 5,000
52-40-650	DEPRECIATION	\$ 277,498				#DIV/0!	\$ -
52-40-730	CAPITAL PROJECTS	\$ 100	\$ 8,333			#DIV/0!	\$ -
52-40-740	CAPITAL-VEHICLES & EQUIPMENT		\$ -		\$ 28,000	#DIV/0!	\$ 28,000
52-40-NEW	RESERVE FUND DEPOSITS		\$ 100,016		\$ 100,016	0.0%	\$ -
52-40-810	DEBT SERVICE - PRINCIPAL		\$ 659,298		\$ 660,139	0.1%	\$ 841
52-40-820	DEBT SERVICE - INTEREST	\$ 15,173	\$ -	\$ 7,182		#DIV/0!	\$ -
52-40-NEW	TRANSFER TO COMPUTER CAPITAL		\$ 36,000		\$ 36,000	20.0%	\$ 6,000
52-40-900	TRANSFER TO GENERAL FUND	\$ 170,533	\$ 216,970	\$ 185,227	\$ 149,752	-31.0%	\$ (67,219)
52-40-901	TRANSFER TO PW CAPITAL HOLDING FUND		\$ 10,800		\$ 66,600	#DIV/0!	\$ 66,600
<b>TOTAL EXPENDITURES</b>		<b>\$ 1,051,885</b>	<b>\$ 1,695,183</b>	<b>\$ 694,147</b>	<b>\$ 1,653,450</b>	<b>4.0%</b>	<b>\$ 63,450</b>
<b>TOTAL FUND EXPENDITURES</b>		<b>\$ 1,051,885</b>	<b>\$ 1,695,183</b>	<b>\$ 694,147</b>	<b>\$ 1,653,450</b>	<b>4.0%</b>	<b>\$ 63,450</b>

# Santaquin City

## 2016-2017 Final Budget

Account Number	Description	Actuals (2014-2015)	Revised Budget (2015-2016)	Actual Thru Mar (2015-2016) 75% of Year	Projected Budget (2016-2017)	%Chg.	\$ Chg.
<b>NET REVENUE OVER EXPENDITURES</b>		\$ 478,226	\$ -	\$ 530,573	\$ 0	#DIV/0!	\$ 0
<b>PRESSURIZED IRRIGATION</b>							
<b>REVENUES:</b>							
<b>ENTERPRISE REVENUE</b>							
54-37-100	PI WATER SALES	\$ 617,902	\$ 720,700	\$ 534,084	\$ 755,700	18.1%	\$ 115,700
54-37-121	PI METER	\$ 41,600	\$ 38,000	\$ 34,900	\$ 45,500	19.7%	\$ 7,500
54-37-200	PI CONNECTION FEES	\$ 26,000	\$ 22,000	\$ 21,450	\$ 28,000	27.3%	\$ 6,000
54-37-215	REIMBURSEMENT FOR CENTER STREET		\$ 16,500	\$ 16,497		#DIV/0!	\$ -
TOTAL ENTERPRISE REVENUE		\$ 685,502	\$ 797,200	\$ 606,932	\$ 829,200	18.5%	\$ 129,200
<b>CONTRIBUTIONS AND TRANSFERS</b>							
54-39-110	CONTRIBUTION FROM SURPLUS		\$ 8,333			#DIV/0!	\$ -
TOTAL CONTRIBUTIONS AND TRANSFERS		\$ -	\$ 8,333	\$ -	\$ -	#DIV/0!	\$ -
<b>TOTAL FUND REVENUE</b>		\$ 685,502	\$ 805,533	\$ 606,932	\$ 829,200	18.5%	\$ 129,200
<b>EXPENDITURES:</b>							
<b>EXPENDITURES</b>							
54-40-110	SALARIES AND WAGES	\$ 89,180	\$ 99,329	\$ 76,406	\$ 101,523	2.2%	\$ 2,194
54-40-120	SALARIES AND WAGES - PART TIME	\$ 27,064	\$ 27,401	\$ 20,244	\$ 34,364	25.4%	\$ 6,963
54-40-130	EMPLOYEE BENEFITS	\$ 46,781	\$ 52,881	\$ 37,403	\$ 58,245	10.1%	\$ 5,364
54-40-140	OVERTIME		\$ 2,000		\$ 2,000	0.0%	\$ -
54-40-240	SUPPLIES	\$ 62,396	\$ 99,500	\$ 74,581	\$ 55,000	22.2%	\$ 10,000
54-40-273	UTILITIES	\$ 51,045	\$ 78,900	\$ 68,303	\$ 85,000	60.4%	\$ 32,000
54-40-320	SUMMIT CREEK MOU AGREEMENT	\$ 3,340	\$ 3,340	\$ 3,340	\$ 3,340	0.0%	\$ -
54-40-NEW	MT. NEBO WATER PARTICIPATION (1/2)				\$ 3,500	#DIV/0!	\$ 3,500

# Santaquin City

## 2016-2017 Final Budget

Account Number	Description	Actuals (2014-2015)	Revised Budget (2015-2016)	Actual Thru Mar (2015-2016) 75% of Year	Projected Budget (2016-2017)	%Chg.	\$ Chg.
54-40-750	CAPITAL PROJECTS	\$ 400	\$ 8,333			#DIV/0!	\$ -
54-40-900	TRANSFER TO GENERAL FUNDS	\$ 252,965	\$ 254,040	\$ 190,530	\$ 189,863	-25.3%	\$ (64,178)
54-40-901	TRANSFER TO PW CAPITAL HOLDING FUND		\$ 10,800		\$ 66,600	#DIV/0!	\$ 66,600
54-40-905	TRANSFER TO COMPUTER CAP FUND	\$ 29,333	\$ 36,000	\$ 22,500	\$ 36,000	20.0%	\$ 6,000
54-40-920	TRANS TO PI WATER IMPACT FEE FUND	\$ 214,849	\$ 133,009	\$ 99,757	\$ 193,765	45.7%	\$ 60,756
TOTAL EXPENDITURES		\$ 777,353	\$ 805,533	\$ 593,064	\$ 829,200	18.5%	\$ 129,200
<b>TOTAL FUND EXPENDITURES</b>		\$ 777,353	\$ 805,533	\$ 593,064	\$ 829,200	18.5%	\$ 129,200
<b>NET REVENUE OVER EXPENDITURES</b>		\$ (91,851)	\$ -	\$ 13,868	\$ 0	#DIV/0!	\$ 0
<b>CULINARY WATER IMPACT FEES</b>							
<b>REVENUES:</b>							
<b>MISCELLANEOUS REVENUE</b>							
55-38-800	IMPACT FEES	\$ 70,848	\$ 91,660	\$ 68,752	\$ 149,100	106.6%	\$ 76,940
TOTAL MISCELLANEOUS REVENUE		\$ 70,848	\$ 91,660	\$ 68,752	\$ 149,100	106.6%	\$ 76,940
<b>CONTRIBUTIONS AND TRANSFERS</b>							
55-39-110	CONTRIBUTIONS FROM SURPLUS		\$ 6,430			#DIV/0!	\$ -
TOTAL CONTRIBUTONS AND TRANSFERS			\$ 6,430		\$ -	#DIV/0!	\$ -
<b>TOTAL FUND REVENUE</b>		\$ 70,848	\$ 98,090	\$ 68,752	\$ 149,100	106.6%	\$ 76,940
<b>EXPENDITURES:</b>							
<b>EXPENDITURES</b>							
55-40-550	P.I. POND - AHLIN PROPERTY	\$ 345	\$ -				
55-40-720	IMPACT FEE	\$ 4,635	\$ 56,320	\$ 23,120	\$ 103,180	142.0%	\$ 60,540
55-40-730	CAPITAL FACILITY PLAN UPDATES	\$ 22	\$ -			#DIV/0!	\$ -

# Santaquin City

## 2016-2017 Final Budget

Account Number	Description	Actuals (2014-2015)	Revised Budget (2015-2016)	Actual Thru Mar (2015-2016) 75% of Year	Projected Budget (2016-2017)	%Chg.	\$ Chg.
55-40-800	SUMMIT RIDGE REIMBURSEMENT	\$ 108,631	\$ 39,520	\$ 29,520	\$ 45,920	55.6%	\$ 16,400
55-40-820	DEBT SERVICE TRUSTEE FEES		\$ 2,250	\$ 2,000		#DIV/0!	\$ -
55-40-850	DEPRECIATION	\$ 479,370	\$ -			#DIV/0!	\$ -
TOTAL EXPENDITURES		\$ 593,003	\$ 98,090	\$ 54,640	\$ 149,100	106.6%	\$ 76,940
<b>TOTAL FUND EXPENDITURES</b>		<b>\$ 593,003</b>	<b>\$ 98,090</b>	<b>\$ 54,640</b>	<b>\$ 149,100</b>	106.6%	\$ 76,940
<b>NET REVENUE OVER EXPENDITURES</b>		<b>\$ (522,155)</b>	<b>\$ -</b>	<b>\$ 14,112</b>	<b>\$ -</b>	#DIV/0!	\$ -
<b>SEWER IMPACT FEES</b>							
<b>REVENUES:</b>							
<u>MISCELLANEOUS REVENUE</u>							
56-38-100	INTEREST EARNINGS	\$ 1,711	\$ 2,000	\$ 2,228	\$ 3,000	50.0%	\$ 1,000
56-38-800	IMPACT FEES	\$ 434,125	\$ 480,000	\$ 361,312	\$ 679,350	54.4%	\$ 239,350
TOTAL MISCELLANEOUS REVENUE		\$ 435,836	\$ 482,000	\$ 363,540	\$ 682,350	54.4%	\$ 240,350
<b>TOTAL FUND REVENUE</b>		<b>\$ 435,836</b>	<b>\$ 482,000</b>	<b>\$ 363,540</b>	<b>\$ 682,350</b>	54.4%	\$ 240,350
<b>EXPENDITURES:</b>							
<u>EXPENDITURES</u>							
56-40-720	IMPACT FEE		\$ 13,680			#DIV/0!	\$ -
56-40-735	CAPITAL FACILITY PLAN UPDATE		\$ 8,320	\$ 4,310	\$ 15,006	#DIV/0!	\$ 15,006
56-40-780	WRF POST CLOSING EXPENDIT	\$ (1,434)	\$ -			#DIV/0!	\$ -
56-40-782	WRF - POST CLS - NON REIMBURSE	\$ 2,785	\$ -			#DIV/0!	\$ -
56-40-800	SUMMIT RIDGE REIMBURSEMENT	\$ 51,600	\$ 75,600	\$ 54,000	\$ 84,000	45.8%	\$ 26,400
56-40-850	DEPRECIATION	\$ 888,401	\$ -			#DIV/0!	\$ -
56-40-860	DEBT SERVICE INTEREST	\$ 149,795	\$ -	\$ 133,047		#DIV/0!	\$ -
56-40-NEW	SET ASIDE FOR FUTURE MEMBRAMES		\$ 184,400		\$ 424,594	130.3%	\$ 240,194

# Santaquin City

## 2016-2017 Final Budget

Account Number	Description	Actuals (2014-2015)	Revised Budget (2015-2016)	Actual Thru Mar (2015-2016) 75% of Year	Projected Budget (2016-2017)	%Chg.	\$ Chg.
56-40-900	TRANSFER TO OTHER FUNDS	\$ 156,000	\$ 200,000	\$ 150,000	\$ 158,750	-20.6%	\$ (41,250)
<b>TOTAL EXPENDITURES</b>		<b>\$ 1,247,147</b>	<b>\$ 482,000</b>	<b>\$ 341,357</b>	<b>\$ 682,350</b>	54.4%	\$ 240,350
<b>TOTAL FUND EXPENDITURES</b>		<b>\$ 1,247,147</b>	<b>\$ 482,000</b>	<b>\$ 341,357</b>	<b>\$ 682,350</b>	54.4%	\$ 240,350
<b>NET REVENUE OVER EXPENDITURES</b>		<b>\$ (811,311)</b>	<b>\$ -</b>	<b>\$ 22,183</b>	<b>\$ 0</b>	#DIV/0!	\$ 0
<b>PARK IMPACT FEES</b>							
<b>REVENUES:</b>							
<b>MISCELLANEOUS REVENUE</b>							
57-38-300	UT CO PARK/REC GRANT	\$ 5,491	\$ 5,500		\$ 5,500	0.0%	\$ -
57-38-800	IMPACT FEES	\$ 272,500	\$ 275,000	\$ 236,500	\$ 420,000	52.7%	\$ 145,000
<b>TOTAL MISCELLANEOUS REVENUE</b>		<b>\$ 277,991</b>	<b>\$ 280,500</b>	<b>\$ 236,500</b>	<b>\$ 425,500</b>	51.7%	\$ 145,000
<b>TOTAL FUND REVENUE</b>		<b>\$ 277,991</b>	<b>\$ 280,500</b>	<b>\$ 236,500</b>	<b>\$ 425,500</b>	51.7%	\$ 145,000
<b>EXPENDITURES:</b>							
<b>EXPENDITURES</b>							
57-40-300	UT CO PARK/REC GRANT		\$ 5,500	\$ 20	\$ 5,500	0.0%	\$ -
57-40-410	ORCHARD COVE PARK (NORTH)	\$ 309	\$ -		\$ -	#DIV/0!	\$ -
57-40-720	IMPACT FEE	\$ 17,619	\$ 220,000	\$ 70,608	\$ 420,000	90.9%	\$ 200,000
57-40-730	CAPITAL FACILTY PLAN UPDATE		\$ 55,000	\$ 22,189	\$ -	-100.0%	\$ (55,000)
57-40-740	AHLIN POND PARK IMPROVEMENT	\$ 49,460			\$ -	#DIV/0!	\$ -
<b>TOTAL EXPENDITURES</b>		<b>\$ 67,387</b>	<b>\$ 280,500</b>	<b>\$ 92,817</b>	<b>\$ 425,500</b>	51.7%	\$ 145,000
<b>TOTAL FUND EXPENDITURES</b>		<b>\$ 67,387</b>	<b>\$ 280,500</b>	<b>\$ 92,817</b>	<b>\$ 425,500</b>	51.7%	\$ 145,000
<b>NET REVENUE OVER EXPENDITURES</b>		<b>\$ 210,604</b>	<b>\$ -</b>	<b>\$ 143,683</b>	<b>\$ -</b>	#DIV/0!	\$ -



# Santaquin City

## 2016-2017 Final Budget

Account Number	Description	Actuals (2014-2015)	Revised Budget (2015-2016)	Actual Thru Mar (2015-2016) 75% of Year	Projected Budget (2016-2017)	%Chg.	\$ Chg.
<b>PUBLIC SAFETY IMPACT FEES</b>							
<b>REVENUES:</b>							
<b><u>MISCELLANEOUS REVENUE</u></b>							
58-38-200	TRANS FROM G.F.	\$ 114,649	\$ 101,315	\$ 85,180	\$ -	-100.0%	\$ (113,574)
58-38-800	IMPACT FEES	\$ 47,169	\$ 60,000	\$ 42,018	\$ 60,910	31.7%	\$ 14,666
TOTAL MISCELLANEOUS REVENUE		\$ 161,818	\$ 161,315	\$ 127,198	\$ 60,910	-61.9%	\$ (98,908)
<b>TOTAL FUND REVENUE</b>		<b>\$ 161,818</b>	<b>\$ 161,315</b>	<b>\$ 127,198</b>	<b>\$ 60,910</b>	-61.9%	\$ (98,908)
<b>EXPENDITURES:</b>							
<b><u>EXPENDITURES</u></b>							
58-40-100	PUBLIC SAFETY PAYMENT	\$ 150,000	\$ 156,000	\$ 156,000	Paid in Full	#VALUE!	#VALUE!
58-40-150	DEBT SERVICE INTEREST	\$ 11,818	\$ 5,315	\$ 3,315	Paid in Full	#VALUE!	#VALUE!
58-40-730	CAPITAL FACILITY PLAN UPDATE		\$ -		\$ 5,000	#DIV/0!	\$ 5,000
58-40-NEW	TRANSFER TO GENERAL FUND				\$ 55,910	#DIV/0!	\$ 55,910
TOTAL EXPENDITURES		\$ 161,818	\$ 161,315	\$ 159,315	\$ 60,910	-61.9%	\$ (98,908)
<b>TOTAL FUND EXPENDITURES</b>		<b>\$ 161,818</b>	<b>\$ 161,315</b>	<b>\$ 159,315</b>	<b>\$ 60,910</b>	-61.9%	\$ (98,908)
<b>NET REVENUE OVER EXPENDITURES</b>		<b>\$ 0</b>	<b>\$ -</b>	<b>\$ (32,117)</b>	<b>\$ -</b>	#DIV/0!	\$ -
<b>TRANSPORTATION IMPACT FEES</b>							
<b>REVENUES:</b>							
<b><u>MISCELLANEOUS REVENUE</u></b>							

# Santaquin City

## 2016-2017 Final Budget

Account Number	Description	Actuals (2014-2015)	Revised Budget (2015-2016)	Actual Thru Mar (2015-2016) 75% of Year	Projected Budget (2016-2017)	%Chg.	\$ Chg.
59-38-200	TRANS FROM G.F.	\$ 18,700	\$ 109,000	\$ 88,809	\$ -	-100.0%	\$ (118,412)
59-38-800	IMPACT FEES	\$ 20,592	\$ 80,196	\$ 60,488	\$ 347,104	390.4%	\$ 276,320
TOTAL MISCELLANEOUS REVENUE		\$ 39,292	\$ 189,196	\$ 149,297	\$ 347,104	83.5%	\$ 157,908
<b>TOTAL FUND REVENUE</b>		<b>\$ 39,292</b>	<b>\$ 189,196</b>	<b>\$ 149,297</b>	<b>\$ 347,104</b>	83.5%	\$ 157,908
<b>EXPENDITURES:</b>							
<b>EXPENDITURES</b>							
59-40-NEW	IMPACT FEE				\$ 347,104	#DIV/0!	\$ 347,104
59-40-NEW	DESIGN OF SUMMIT RIDGE 2ND ACCESS		\$ 150,000		\$ -	-100.0%	\$ (150,000)
59-40-730	CAPITAL FACILITY PLAN UPDATE	\$ 39,196	\$ -		\$ -	#DIV/0!	\$ -
59-40-750	2ND ACCESSES TO SUMMIT RIDGE			\$ 21,779	\$ -	#DIV/0!	\$ -
59-40-NEW	REPAYMENT OF LOAN FROM GF		\$ 39,196	\$ 29,397	\$ -	-100.0%	\$ (39,196)
TOTAL EXPENDITURES		\$ 39,196	\$ 189,196	\$ 51,176	\$ 347,104	83.5%	\$ 157,908
<b>TOTAL FUND EXPENDITURES</b>		<b>\$ 39,196</b>	<b>\$ 189,196</b>	<b>\$ 51,176</b>	<b>\$ 347,104</b>	83.5%	\$ 157,908
<b>NET REVENUE OVER EXPENDITURES</b>		<b>\$ 96</b>	<b>\$ -</b>	<b>\$ 98,121</b>	<b>\$ 0</b>	#DIV/0!	\$ 0
<b>PRESSURIZED IRRIGATION WATER IMPACT FEES</b>							
<b>REVENUES:</b>							
<b>MISCELLANEOUS REVENUE</b>							
60-38-800	IMPACT FEES	\$ 309,211	\$ 319,000	\$ 227,392	\$ 407,175	27.6%	\$ 88,175
60-34-000	TRANS FROM P.I.	\$ 214,849	\$ 133,009	\$ 99,757	\$ 193,765	45.7%	\$ 60,756
TOTAL MISCELLANEOUS REVENUE		\$ 524,060	\$ 452,009	\$ 327,148	\$ 600,940	32.9%	\$ 148,931
<b>CONTRIBUTIONS AND TRANSFERS</b>							

# Santaquin City

## 2016-2017 Final Budget

Account Number	Description	Actuals (2014-2015)	Revised Budget (2015-2016)	Actual Thru Mar (2015-2016) 75% of Year	Projected Budget (2016-2017)	%Chg.	\$ Chg.
60-39-110	CONTRIBUTIONS FROM SURPLUS		\$ 207,924		\$ -	#DIV/0!	\$ -
	TOTAL CONTRIBUTONS AND TRANSFERS		\$ 207,924		\$ -	#DIV/0!	\$ -
	<b>TOTAL FUND REVENUE</b>	<b>\$ 524,060</b>	<b>\$ 659,933</b>	<b>\$ 327,148</b>	<b>\$ 600,940</b>	32.9%	\$ 148,931
	<b>EXPENDITURES:</b>						
	<u>EXPENDITURES</u>						
60-40-300	PRESSURIZED IRRIGATION PAYMENT		\$ 325,342		\$ 354,000	8.8%	\$ 28,658
60-40-720	IMPACT FEE	\$ 23,234	\$ 97,924	\$ 84,244	\$ -	#DIV/0!	\$ -
60-40-800	SUMMIT RIDGE REIMBURSEMENT		\$ 110,000	\$ 82,980	\$ 129,080	#DIV/0!	\$ 129,080
60-40-820	DEBT SERVICE - INTEREST	\$ 134,774	\$ 126,667	\$ 129,143	\$ 117,860	-7.0%	\$ (8,807)
60-40-850	DEPRECIATION	\$ 261,736	\$ -		\$ -	#DIV/0!	\$ -
	TOTAL EXPENDITURES	<b>\$ 419,743</b>	<b>\$ 659,933</b>	<b>\$ 296,367</b>	<b>\$ 600,940</b>	32.9%	\$ 148,931
	<b>TOTAL FUND EXPENDITURES</b>	<b>\$ 419,743</b>	<b>\$ 659,933</b>	<b>\$ 296,367</b>	<b>\$ 600,940</b>	32.9%	\$ 148,931
	<b>NET REVENUE OVER EXPENDITURES</b>	<b>\$ 104,317</b>	<b>\$ -</b>	<b>\$ 30,781</b>	<b>\$ 0</b>	#DIV/0!	\$ 0
<b>RECREATION - SPECIAL REV FUND</b>							
	<b>REVENUES:</b>						
	<u>INTERGOVERNMENTAL REVENUE</u>						
61-33-100	CELL TOWER LEASE REVENUE	\$ 32,722	\$ 46,400	\$ 38,896	\$ 46,400	0.0%	\$ -
	TOTAL INTERGOVERNMENTAL REVENUE	<b>\$ 32,722</b>	<b>\$ 46,400</b>	<b>\$ 38,896</b>	<b>\$ 46,400</b>	0.0%	\$ -
	<u>CHARGES FOR SERVICES</u>						
61-34-150	PARK RENTAL REVENUE	\$ 1,880	\$ 1,500	\$ 955	\$ 1,500	0.0%	\$ -
61-34-200	SNACK SHACK PROCEEDS	\$ 50	\$ -		\$ -	#DIV/0!	\$ -
61-34-241	ARTS COUNCIL	\$ 48	\$ -	\$ 16	\$ -	#DIV/0!	\$ -

# Santaquin City

## 2016-2017 Final Budget

Account Number	Description	Actuals (2014-2015)	Revised Budget (2015-2016)	Actual Thru Mar (2015-2016) 75% of Year	Projected Budget (2016-2017)	%Chg.	\$ Chg.
61-34-300	BASEBALL REVENUE	\$ 10,578	\$ 11,000	\$ 11,807	\$ 11,000	0.0%	\$ -
61-34-310	SOFTBALL REVENUE	\$ 5,192	\$ 5,500	\$ 5,521	\$ 5,500	0.0%	\$ -
61-34-320	TEEBALL REVENUE	\$ 4,406	\$ 4,500	\$ 3,748	\$ 4,500	0.0%	\$ -
61-34-400	TUMBLING/GYMNASTICS	\$ 36,918	\$ 28,500	\$ 20,600	\$ 28,500	0.0%	\$ -
61-34-410	KIDS CAMPS/EVENTS	\$ 4,083	\$ 3,500	\$ 2,009	\$ 2,500	-28.6%	\$ (1,000)
61-34-430	CRAFT FAIR	\$ 850	\$ -		\$ -	#DIV/0!	\$ -
61-34-450	VOLLEYBALL	\$ 2,574	\$ 2,500	\$ 2,530	\$ 2,500	0.0%	\$ -
61-34-470	KARATE	\$ 490	\$ -	\$ 6,334	\$ 8,500	#DIV/0!	\$ 8,500
61-34-500	FOOTBALL REGISTRATION	\$ 5,468	\$ 4,500	\$ 3,774	\$ 4,500	0.0%	\$ -
61-34-600	ADULT SPORTS	\$ 2,060	\$ 1,800	\$ 2,050	\$ 2,000	11.1%	\$ 200
61-34-650	WRESTLING	\$ 1,060	\$ 1,000	\$ 1,410	\$ 1,000	0.0%	\$ -
61-34-660	JR JAZZ	\$ 12,252	\$ 12,000	\$ 11,809	\$ 12,000	0.0%	\$ -
61-34-700	SOCCER REGISTRATION	\$ 18,604	\$ 12,000	\$ 8,844	\$ 13,500	12.5%	\$ 1,500
61-34-750	TENNIS	\$ 860	\$ 1,000	\$ 155	\$ -	-100.0%	\$ (1,000)
61-34-800	AEROBICS	\$ 5,202	\$ 7,000	\$ 2,744	\$ 3,600	-48.6%	\$ (3,400)
61-34-850	NEW PROGRAMS		\$ 1,000	\$ -	\$ -	-100.0%	\$ (1,000)
61-38-210	SCHOLARSHIP FUNDRAISING	\$ 48	\$ -	\$ 13	\$ -	#DIV/0!	\$ -
<b>TOTAL CHARGES FOR SERVICES</b>		<b>\$ 112,623</b>	<b>\$ 97,300</b>	<b>\$ 84,320</b>	<b>\$ 101,100</b>	<b>3.9%</b>	<b>\$ 3,800</b>
<b><u>CONTRIBUTIONS AND TRANSFERS</u></b>							
61-39-100	TRANSFER FROM GENERAL FUND	\$ 7,000	\$ -		\$ 21,146	#DIV/0!	\$ 21,146
61-39-300	CONTRIBUTION FROM SURPLUS		\$ 20,555		\$ -	-100.0%	\$ (20,555)
<b>TOTAL CONTRIBUTIONS AND TRANSFERS</b>		<b>\$ 7,000</b>	<b>\$ 20,555</b>	<b>\$ -</b>	<b>\$ 21,146</b>	<b>2.9%</b>	<b>\$ 591</b>
<b>TOTAL FUND REVENUE</b>		<b>\$ 152,345</b>	<b>\$ 164,255</b>	<b>\$ 123,216</b>	<b>\$ 168,646</b>	<b>2.7%</b>	<b>\$ 4,391</b>
<b>EXPENDITURES:</b>							
<b><u>EXPENDITURES</u></b>							
61-40-110	SALARIES & WAGES	\$ 41,157	\$ 40,213	\$ 31,497	\$ 45,830	14.0%	\$ 5,617
61-40-120	SALARIES & WAGES (PART TIME)	\$ 52,673	\$ 60,561	\$ 48,041	\$ 56,345	-7.0%	\$ (4,216)

# Santaquin City

## 2016-2017 Final Budget

Account Number	Description	Actuals (2014-2015)	Revised Budget (2015-2016)	Actual Thru Mar (2015-2016) 75% of Year	Projected Budget (2016-2017)	%Chg.	\$ Chg.
61-40-130	EMPLOYEE BENEFITS	\$ 33,671	\$ 32,950	\$ 25,395	\$ 36,921	12.1%	\$ 3,971
61-40-210	BOOKS, SUBSCRIPT, MEMBERSHIPS	\$ 120	\$ 300	\$ 100	\$ 200	-33.3%	\$ (100)
61-40-230	EDUCATION, TRAINING & TRAVEL	\$ 289	\$ 2,000	\$ 935	\$ 1,500	-25.0%	\$ (500)
61-40-240	BASEBALL SUPPLIES	\$ 6,838	\$ 6,500	\$ 115	\$ 6,500	0.0%	\$ -
61-40-241	SOFTBALL SUPPLIES	\$ 2,721	\$ 2,000	\$ 70	\$ 2,000	0.0%	\$ -
61-40-242	TEEBALL SUPPLIES	\$ 3,705	\$ 1,750		\$ 1,750	0.0%	\$ -
61-40-244	ARTS COUNCIL	\$ 143	\$ -		\$ -	#DIV/0!	\$ -
61-40-250	EQUIPMENT MAINTENANCE	\$ 326	\$ 1,000	\$ 32	\$ 500	-50.0%	\$ (500)
61-40-255	GYM FLOOR MAINT	\$ 164	\$ 750		\$ -	-100.0%	\$ (750)
61-40-256	CHANGE NAME TO "REC1 SOFTWARE"	\$ 1,099	\$ -		\$ -	#DIV/0!	\$ -
61-40-260	FUEL	\$ 239	\$ 500	\$ 209	\$ 250	-50.0%	\$ (250)
61-40-280	TELEPHONE	\$ 1,175	\$ 1,080	\$ 1,058	\$ 1,400	29.6%	\$ 320
61-40-300	BUILDINGS & GROUNDS MAINTENANCE	\$ 5	\$ -		\$ -	#DIV/0!	\$ -
61-40-335	MISC SUPPLIES	\$ 154	\$ 500	\$ 728	\$ 500	0.0%	\$ -
61-40-400	TUMBLING/GYMNASTICS	\$ 2,205	\$ 2,000	\$ 1,460	\$ 2,000	0.0%	\$ -
61-40-410	KIDS CAMPS/EVENTS	\$ 606	\$ 750	\$ 1,197	\$ 750	0.0%	\$ -
61-40-450	YOUTH VOLLEYBALL	\$ 549	\$ 600	\$ 536	\$ 600	0.0%	\$ -
61-40-470	KARATE			\$ 758	\$ 500	#DIV/0!	\$ 500
61-40-484	SNACK SHACK FOOD	\$ 324	\$ -	\$ 310	\$ 400	#DIV/0!	\$ 400
61-40-610	SOCCER EXPENSE	\$ 3,162	\$ 3,500	\$ 2,906	\$ 3,250	-7.1%	\$ (250)
61-40-630	FLAG FOOTBALL EXPENSE	\$ 1,111	\$ 1,000	\$ 1,243	\$ 1,400	40.0%	\$ 400
61-40-640	TENNIS		\$ 250		\$ -	-100.0%	\$ (250)
61-40-650	WRESTLING	\$ 295	\$ 300	\$ 254	\$ 300	0.0%	\$ -
61-40-660	JR. JAZZ	\$ 3,674	\$ 3,500	\$ 430	\$ 3,500	0.0%	\$ -
61-40-670	ADULT SPORTS	\$ 1,652	\$ 2,000	\$ 1,859	\$ 2,000	0.0%	\$ (0)
61-40-800	AEROBICS	\$ 15	\$ 250	\$ 222	\$ 250	-0.2%	\$ (0)
<b>TOTAL EXPENDITURES</b>		<b>\$ 158,071</b>	<b>\$ 164,255</b>	<b>\$ 119,354</b>	<b>\$ 168,646</b>	2.7%	\$ 4,391
<b>TOTAL FUND EXPENDITURES</b>		<b>\$ 158,071</b>	<b>\$ 164,255</b>	<b>\$ 119,354</b>	<b>\$ 168,646</b>	2.7%	\$ 4,391
<b>NET REVENUE OVER EXPENDITURES</b>		<b>\$ (5,726)</b>	<b>\$ 0</b>	<b>\$ 3,862</b>	<b>\$ 0</b>	710.0%	\$ 0

# Santaquin City

## 2016-2017 Final Budget

Account Number	Description	Actuals (2014-2015)	Revised Budget (2015-2016)	Actual Thru Mar (2015-2016) 75% of Year	Projected Budget (2016-2017)	%Chg.	\$ Chg.
<b>SANTAQUIN DAYS ENTERPRISE FUND</b>							
<b>REVENUES:</b>							
<b>CHARGES FOR SERVICES</b>							
62-34-100	EASTER EGG EVENT REVENUE			\$ 2,070	\$ 2,000	#DIV/0!	\$ 2,000
62-34-105	LIGHT PARADE				\$ 500	#DIV/0!	\$ 500
62-34-205	RODEO REVENUE	\$ 17,355	\$ 20,000	\$ 22,978	\$ 20,000	0.0%	\$ -
62-34-206	BUCK-A-ROO	\$ 4,439	\$ 3,250	\$ 5,262	\$ 5,250	61.5%	\$ 2,000
62-34-NEW	HORSE SHOE REVENUE				\$ 500	#DIV/0!	\$ 500
62-34-220	MOVIE IN THE PARK		\$ -	\$ 150	\$ -	#DIV/0!	\$ -
62-34-230	HOME RUN DERBY	\$ 475	\$ 500	\$ 450	\$ 500	0.0%	\$ -
62-34-235	ATV POKER RUN	\$ 769	\$ 750		\$ -	-100.0%	\$ (750)
62-34-245	FUN RUN	\$ 915	\$ 1,500	\$ 346	\$ 1,500	0.0%	\$ -
62-34-248	BOOTH RENTAL	\$ 2,660	\$ 1,500	\$ 1,815	\$ 2,000	33.3%	\$ 500
62-34-250	PARADE REVENUE	\$ 330	\$ 300	\$ 30	\$ 300	0.0%	\$ -
62-34-256	BABY CONTEST	\$ 276	\$ 350	\$ 255	\$ 350	0.0%	\$ -
62-34-258	SANTAQUIN DAYS MISCELLANEOUS	\$ 128	\$ 150	\$ 241	\$ 150	0.0%	\$ -
62-34-259	MOUNTAIN BIKE RACE	\$ 240	\$ 350		\$ -	-100.0%	\$ (350)
62-34-260	FAMILY NIGHT	\$ 26	\$ -		\$ -	#DIV/0!	\$ -
62-34-263	HIPNO HICK	\$ 118	\$ 300		\$ 300	0.0%	\$ -
62-34-400	LITTLE MISS	\$ 85	\$ -	\$ 1,580	\$ -	#DIV/0!	\$ -
TOTAL CHARGES FOR SERVICES		\$ 27,815	\$ 28,950	\$ 35,178	\$ 33,350	15.2%	\$ 4,400
<b>MISCELLANEOUS REVENUE</b>							
62-38-300	FUND RAISER/DRAWING	\$ 4	\$ -	\$ 105	\$ -	#DIV/0!	\$ -
62-38-900	DONATIONS	\$ 39,926	\$ 30,000	\$ 4,925	\$ 37,000	23.3%	\$ 7,000
TOTAL MISCELLANEOUS REVENUE		\$ 39,930	\$ 30,000	\$ 5,030	\$ 37,000	23.3%	\$ 7,000
<b>CONTRIBUTIONS AND TRANSFERS</b>							

# Santaquin City

## 2016-2017 Final Budget

Account Number	Description	Actuals (2014-2015)	Revised Budget (2015-2016)	Actual Thru Mar (2015-2016) 75% of Year	Projected Budget (2016-2017)	%Chg.	\$ Chg.
62-39-300	CONTRIBUTIONS FROM SURPLUS		\$ 12,000		\$ -	-100.0%	\$ (2,000)
TOTAL CONTRIBUTIONS AND TRANSFERS		\$ -	\$ 12,000	\$ -	\$ -	-100.0%	\$ (2,000)
<b>TOTAL FUND REVENUE</b>		<b>\$ 67,745</b>	<b>\$ 70,950</b>	<b>\$ 40,208</b>	<b>\$ 70,350</b>	15.4%	\$ 9,400
<b>EXPENDITURES:</b>							
<b>EXPENDITURES</b>							
62-40-110	SALARY FT NEW	\$ 4,470	\$ -	\$ 8,822	\$ -	#DIV/0!	\$ -
62-40-120	SALARY PT NEW		\$ 8,000		\$ -	-100.0%	\$ (8,000)
62-40-130	BENEFITS NEW	\$ 435	\$ 758	\$ 829	\$ -	-100.0%	\$ (758)
62-40-206	BUCK-A-ROO	\$ 5,259	\$ 3,650	\$ 3,650	\$ 5,500	214.3%	\$ 3,750
62-40-207	RODEO QUEEN CONTEST	\$ 1,425	\$ 250	\$ 635	\$ 1,000	300.0%	\$ 750
62-40-230	ATV POKER RUN	\$ 1,130	\$ 450		\$ -	-100.0%	\$ (450)
62-40-240	SUPPLIES	\$ 40	\$ 500	\$ 90	\$ 500	0.0%	\$ -
62-40-245	MISC	\$ 3,573	\$ 3,000	\$ 572	\$ 1,000	-66.7%	\$ (2,000)
62-40-259	MOUNTAIN BIKE RACE	\$ 615	\$ 600		\$ -	-100.0%	\$ (600)
62-40-260	RODEO EXPENSE	\$ 26,836	\$ 26,000	\$ 25,830	\$ 28,000	21.7%	\$ 5,000
62-40-NEW	HORSE SHOE CONTEST				\$ 500	#DIV/0!	\$ 500
62-40-270	PERMITS		\$ 200		\$ 200	0.0%	\$ -
62-40-312	HOME RUN DERBY	\$ 424	\$ 450	\$ 425	\$ 450	0.0%	\$ -
62-40-317	FUN RUN	\$ 994	\$ 1,500	\$ 350	\$ 1,500	0.0%	\$ -
62-40-319	TALENT SHOW	\$ 150	\$ 150	\$ 150	\$ 150	0.0%	\$ -
62-40-320	ACTIVITIES IN THE PARK	\$ 373	\$ 200	\$ 647	\$ 750	275.0%	\$ 550
62-40-335	FIREWORKS	\$ 6,000	\$ 9,000	\$ 9,000	\$ 9,000	12.5%	\$ 1,000
62-40-337	BABY CONTEST	\$ 218	\$ 250		\$ -	-100.0%	\$ (250)
62-40-338	PARADE EXPENSE	\$ 68	\$ 250	\$ 147	\$ 250	0.0%	\$ -
62-40-339	CHILDRENS PARADE	\$ 21	\$ 50	\$ 53	\$ 200	300.0%	\$ 150
62-40-340	GEO CACHE		\$ 1,967		\$ -	-100.0%	\$ (1,967)
62-40-480	MOVIE IN THE PARK	\$ 2,223	\$ -	\$ 2,404	\$ 1,500	#DIV/0!	\$ 1,500
62-40-NEW	FAMILY NIGHT				\$ 2,500	#DIV/0!	\$ 2,500

# Santaquin City

## 2016-2017 Final Budget

Account Number	Description	Actuals (2014-2015)	Revised Budget (2015-2016)	Actual Thru Mar (2015-2016) 75% of Year	Projected Budget (2016-2017)	%Chg.	\$ Chg.
62-40-483	SPONSORS	\$ 2,612	\$ 2,500	\$ 1,495	\$ 1,500	-40.0%	\$ (1,000)
62-40-NEW	PIANO PROGRAM				\$ 200	#DIV/0!	\$ 200
62-40-610	SANTAQUIN DAYS AD BOOKLET	\$ 12,129	\$ 11,225	\$ 11,971	\$ 12,000	68.4%	\$ 4,875
62-40-750	CAPITAL EXPENDITURES	\$ 6,982			\$ -	#DIV/0!	\$ -
62-40-800	EASTER EGG EVENT EXPENSE		\$ -	\$ 498	\$ 2,000	#DIV/0!	\$ 2,000
62-40-805	LIGHT PARADE				\$ 500	#DIV/0!	\$ 500
	CONTRIBUTION TO FUND BALANCE				\$ 1,150	#DIV/0!	\$ 1,150
<b>TOTAL EXPENDITURES</b>		<b>\$ 75,977</b>	<b>\$ 70,950</b>	<b>\$ 67,568</b>	<b>\$ 70,350</b>	15.4%	\$ 9,400
<b>TOTAL FUND EXPENDITURES</b>		<b>\$ 75,977</b>	<b>\$ 70,950</b>	<b>\$ 67,568</b>	<b>\$ 70,350</b>	15.4%	\$ 9,400
<b>NET REVENUE OVER EXPENDITURES</b>		<b>\$ (8,232)</b>	<b>\$ -</b>	<b>\$ (27,360)</b>	<b>\$ -</b>	#DIV/0!	\$ -
<b>CHIEFTAIN MUSEUM</b>							
<b>REVENUES:</b>							
<b><u>INTERGOVERNMENTAL REVENUE</u></b>							
63-33-100	DONOR BOARD	\$ 1,836	\$ -		\$ -	#DIV/0!	\$ -
63-33-200	OTHER DONATIONS	\$ 185	\$ -	\$ 333	\$ -	#DIV/0!	\$ -
<b>TOTAL INTERGOVERNMENTAL REVENUE</b>		<b>\$ 2,021</b>	<b>\$ -</b>	<b>\$ 333</b>	<b>\$ -</b>	#DIV/0!	\$ -
<b><u>CONTRIBUTIONS AND TRANSFERS</u></b>							
63-39-100	TRANSFER FROM GENERAL FUND	\$ 4,200	\$ 24,655	\$ 3,150	\$ 9,596	128.5%	\$ 5,396
63-39-300	CONTRIBUTION FROM SURPLUS		\$ 10,000		\$ -	-100.0%	\$ (2,000)
<b>TOTAL CONTRIBUTIONS AND TRANSFERS</b>		<b>\$ 4,200</b>	<b>\$ 34,655</b>	<b>\$ 3,150</b>	<b>\$ 9,596</b>	54.8%	\$ 3,396
<b>TOTAL FUND REVENUE</b>		<b>\$ 6,221</b>	<b>\$ 34,655</b>	<b>\$ 3,483</b>	<b>\$ 9,596</b>	54.8%	\$ 3,396
<b>EXPENDITURES:</b>							



# Santaquin City

## 2016-2017 Final Budget

Account Number	Description	Actuals (2014-2015)	Revised Budget (2015-2016)	Actual Thru Mar (2015-2016) 75% of Year	Projected Budget (2016-2017)	%Chg.	\$ Chg.
<b>EXPENDITURES</b>							
63-40-120	SALARIES & WAGES (PART TIME)	\$ 5,222	\$ 8,373	\$ 6,280	\$ 8,439	170.2%	\$ 5,316
63-40-130	EMPLOYEE BENEFITS	\$ 496	\$ 793	\$ 595	\$ 657	170.2%	\$ 414
63-40-210	SUBSCRIPTIONS AND MEMBERSHIPS		\$ 125		\$ -	-100.0%	\$ (125)
63-40-220	NOTICES, ORDINANCES, PUBLICATIONS		\$ 250		\$ -	-100.0%	\$ (250)
63-40-230	EDUCATIONAL TRAVEL AND TRAINING	\$ 815	\$ 1,200		\$ -	-100.0%	\$ (1,200)
63-40-240	SUPPLIES	\$ 151	\$ 500	\$ 625	\$ 500	0.0%	\$ -
63-40-310	PROFESSIONAL & TECHNICAL SVCS	\$ 545	\$ 23,155	\$ 23,154	\$ -	-100.0%	\$ (500)
63-40-480	SPECIAL DEPARTMENTAL SUPPLIES	\$ 469	\$ -		\$ -	#DIV/0!	\$ -
63-40-484	PROJECT SUPPLIES		\$ 259		\$ -	-100.0%	\$ (259)
TOTAL EXPENDITURES		\$ 7,698	\$ 34,655	\$ 30,654	\$ 9,596	54.8%	\$ 3,396
<b>TOTAL FUND EXPENDITURES</b>		\$ 7,698	\$ 34,655	\$ 30,654	\$ 9,596	54.8%	\$ 3,396
<b>NET REVENUE OVER EXPENDITURES</b>		\$ (1,477)	\$ -	\$ (27,172)	\$ 0	#DIV/0!	\$ 0
<b>ROYALTY FUND</b>							
<b>REVENUES:</b>							
<b>REVENUE:</b>							
64-38-800	QUEEN FUNDRAISING REVENUE		\$ 2,283	\$ 2,283	\$ 2,000	66.7%	\$ 800
64-38-950	PAGEANT TICKET SALES	\$ (150)	\$ 1,416	\$ 1,416	\$ 1,400	40.0%	\$ 400
64-38-953	PAGEANT AD BOOK SALES		\$ -		\$ -	-100.0%	\$ (500)
64-38-960	LITTLE MISS REVENUE	\$ 430			\$ -	#DIV/0!	\$ -
64-39-100	TRANSFER FROM GENERAL FUND	\$ 7,200	\$ 7,400	\$ 3,083	\$ 7,400	80.0%	\$ 3,290
TOTAL INTERGOVERNMENTAL REVENUE		\$ 7,480	\$ 11,099	\$ 6,782	\$ 10,800	58.6%	\$ 3,990
<b>EXPENDITURES:</b>							

# Santaquin City

## 2016-2017 Final Budget

Account Number	Description	Actuals (2014-2015)	Revised Budget (2015-2016)	Actual Thru Mar (2015-2016) 75% of Year	Projected Budget (2016-2017)	%Chg.	\$ Chg.
<b>EXPENDITURES</b>							
64-40-100	FLOAT EXPENSES	\$ 3,092	\$ 1,000	\$ 436	\$ 1,000	0.0%	\$ -
64-40-200	PAGEANT EXPENSES	\$ 308	\$ 1,700	\$ 649	\$ 1,700	0.0%	\$ -
60-40-300	MISS SANTAQUIN SCHOLARSHIP	\$ (25)	\$ 5,200	\$ 630	\$ 5,200	136.4%	\$ 3,000
60-40-500	OTHER	\$ 28	\$ 1,089	\$ 410	\$ 790	295.0%	\$ 590
60-40-600	QUEEN FUND RAISING EXPENSE		\$ 500	\$ 154	\$ 500	0.0%	\$ -
60-40-700	LITTLE MISS EXPENSES	\$ 1,488			\$ 400	#DIV/0!	\$ 400
60-40-800	MISS UTAH ASSOC FEES		\$ 710		\$ 710	0.0%	\$ -
60-40-805	MISS UTAH PREP EXPENSES	\$ 515	\$ 500	\$ 1,655	\$ 500	0.0%	\$ -
TOTAL EXPENDITURES		\$ 5,407	\$ 10,699	\$ 3,934	\$ 10,800	58.6%	\$ 3,990
<b>NET REVENUE OVER EXPENDITURES</b>		\$ 2,073	\$ 400	\$ 2,848	\$ -	#DIV/0!	\$ -
<b>LIBRARY FUND</b>							
<b>REVENUES:</b>							
<b>TAXES</b>							
72-31-100	CURRENT PROPERTY TAXES	\$ 53,011	\$ 57,000	\$ 53,226	\$ 58,500	2.6%	\$ 1,500
TOTAL TAXES		\$ 53,011	\$ 57,000	\$ 53,226	\$ 58,500	2.6%	\$ 1,500
<b>MISCELLANEOUS REVENUE</b>							
72-38-200	OTHER GRANT REVENUE		\$ 8,000			-100.0%	\$ (8,000)
72-38-300	LIBRARY BOARD FUND RAISER	\$ 1,020	\$ 1,000	\$ 717	\$ 1,000	0.0%	\$ -
72-33-600	LIBRARY CLEF FUNDS	\$ 4,406	\$ 4,000		\$ 4,000	0.0%	\$ -
72-38-800	MISC.-FINES/COPIES/SALES/DONAT	\$ 5,614	\$ 6,000	\$ 3,771	\$ 6,000	0.0%	\$ -
TOTAL MISCELLANEOUS REVENUE		\$ 11,040	\$ 19,000	\$ 4,488	\$ 11,000	-42.1%	\$ (8,000)
<b>CONTRIBUTIONS AND TRANSFERS</b>							
72-39-410	TRANSFER FROM GENERAL FUND	\$ 62,200	\$ 74,292	\$ 55,719	\$ 78,138	5.2%	\$ 3,846
TOTAL CONTRIBUTIONS AND TRANSFERS		\$ 62,200	\$ 74,292	\$ 55,719	\$ 78,138	5.2%	\$ 3,846

# Santaquin City

## 2016-2017 Final Budget

Account Number	Description	Actuals (2014-2015)	Revised Budget (2015-2016)	Actual Thru Mar (2015-2016) 75% of Year	Projected Budget (2016-2017)	%Chg.	\$ Chg.
<b>TOTAL FUND REVENUE</b>		\$ 126,251	\$ 150,292	\$ 113,433	\$ 147,638	-1.8%	\$ (2,654)
<b>EXPENDITURES:</b>							
<b>EXPENDITURES</b>							
72-40-110	SALARIES AND WAGES	\$ 48,128	\$ 51,690	\$ 38,168	\$ 54,642	5.7%	\$ 2,952
72-40-120	SALARIE & WAGES (PART TIME)	\$ 41,044	\$ 46,127	\$ 29,793	\$ 46,192	0.1%	\$ 65
72-40-130	EMPLOYEE BENEFITS	\$ 24,617	\$ 26,375	\$ 19,260	\$ 28,704	8.8%	\$ 2,329
72-40-210	BOOKS, SUBSCRIPTIONS & MEMBERS	\$ 8,210	\$ 8,500	\$ 4,630	\$ 8,500	0.0%	\$ -
72-40-230	EDUCATION, TRAINING & TRAVEL	\$ 863	\$ 1,000		\$ 1,000	0.0%	\$ -
72-40-240	SUPPLIES	\$ 4,089	\$ 3,600	\$ 3,140	\$ 3,600	0.0%	\$ -
72-40-600	LIBRARY-CLEF FUNDS	\$ 4,694	\$ 4,000	\$ 4,212	\$ 4,000	0.0%	\$ -
72-40-720	CAPITAL -BUILDINGS & LAND	\$ 30	\$ -			#DIV/0!	\$ -
72-40-730	CAPITAL PROJECTS	\$ 823	\$ -			#DIV/0!	\$ -
72-40-760	OTHER GRANT EXPENSES		\$ 8,000	\$ 649		-100.0%	\$ (8,000)
72-40-770	LIBRARY BOARD FUND RAISER	\$ 866	\$ 1,000	\$ 837	\$ 1,000	0.0%	\$ -
<b>TOTAL EXPENDITURES</b>		\$ 133,363	\$ 150,292	\$ 100,690	\$ 147,638	-1.8%	\$ (2,654)
<b>TOTAL FUND EXPENDITURES</b>		\$ 133,363	\$ 150,292	\$ 100,690	\$ 147,638	-1.8%	\$ (2,654)
<b>NET REVENUE OVER EXPENDITURES</b>		\$ (7,112)	\$ -	\$ 12,743	\$ 0	#DIV/0!	\$ 0
<b>SENIOR CITIZENS FUND</b>							
<b>REVENUES:</b>							
<b>CHARGES FOR SERVICES</b>							
75-34-000	MEMBERSHIP DUES	\$ 450	\$ 450	\$ 662	\$ 650	44.4%	\$ 200
75-34-300	MEALS	\$ 8,429	\$ 7,500	\$ 5,375	\$ 7,500	0.0%	\$ -
75-34-400	MOUNTAINLAND ASSOC OF GOVTS	\$ 7,722	\$ 7,000	\$ 3,955	\$ 7,500	7.1%	\$ 500

# Santaquin City

## 2016-2017 Final Budget

Account Number	Description	Actuals (2014-2015)	Revised Budget (2015-2016)	Actual Thru Mar (2015-2016) 75% of Year	Projected Budget (2016-2017)	%Chg.	\$ Chg.
TOTAL CHARGES FOR SERVICES		\$ 16,601	\$ 14,950	\$ 9,992	\$ 15,650	4.7%	\$ 700
<b>MISCELLANEOUS REVENUE</b>							
75-38-900	SUNDRY	\$ 620	\$ 500	\$ 800	\$ 800	60.0%	\$ 300
TOTAL MISCELLANEOUS REVENUE		\$ 620	\$ 500	\$ 800	\$ 800	60.0%	\$ 300
<b>CONTRIBUTIONS AND TRANSFERS</b>							
75-39-100	TRANSFER FROM GENERAL FUND	\$ 23,400	\$ 23,565	\$ 17,674	\$ 23,565	0.0%	\$ -
TOTAL CONTRIBUTIONS AND TRANSFERS		\$ 23,400	\$ 23,565	\$ 17,674	\$ 23,565	0.0%	\$ -
<b>TOTAL FUND REVENUE</b>		\$ 40,621	\$ 39,015	\$ 28,465	\$ 40,015	2.6%	\$ 1,000
<b>EXPENDITURES:</b>							
<b>EXPENDITURES</b>							
75-40-120	SALARIES & WAGES (PART TIME)	\$ 24,690	\$ 22,537	\$ 18,349	\$ 23,830	5.7%	\$ 1,293
75-40-130	EMPLOYEE BENEFITS	\$ 1,936	\$ 1,753	\$ 1,428	\$ 1,854	5.8%	\$ 101
75-40-200	EDUCATION, TRAVEL, TRAINING		\$ 150		\$ -	-100.0%	\$ (150)
75-40-210	MEMBERSHIPS			\$ 53	\$ 100	#DIV/0!	\$ 100
75-40-240	SUPPLIES	\$ 307	\$ 600	\$ 116	\$ 731	21.8%	\$ 131
75-40-250	EQUIPMENT SUPPLIES & MAINT	\$ 1,334	\$ 1,700		\$ 500	-70.6%	\$ (1,200)
75-40-300	BUILDINGS & GROUND MAINTENANCE	\$ 886	\$ -	\$ 255	\$ 500	#DIV/0!	\$ 500
75-40-480	FOOD	\$ 12,787	\$ 12,275	\$ 8,821	\$ 12,500	1.8%	\$ 225
75-40-482	ELDRED FUND EXPENSES	\$ (691)	\$ -		\$ -	#DIV/0!	\$ -
TOTAL EXPENDITURES		\$ 41,250	\$ 39,015	\$ 29,022	\$ 40,015	2.6%	\$ 1,000
<b>TOTAL FUND EXPENDITURES</b>		\$ 41,250	\$ 39,015	\$ 29,022	\$ 40,015	2.6%	\$ 1,000
<b>NET REVENUE OVER EXPENDITURES</b>		\$ (629)	\$ -	\$ (556)	\$ 0	#DIV/0!	\$ 0
<b>FIRE DEPARTMENT FUND</b>							

# Santaquin City

## 2016-2017 Final Budget

Account Number	Description	Actuals (2014-2015)	Revised Budget (2015-2016)	Actual Thru Mar (2015-2016) 75% of Year	Projected Budget (2016-2017)	%Chg.	\$ Chg.
<b>REVENUES:</b>							
<b><u>INTERGOVERNMENTAL REVENUE</u></b>							
10-33-405	EMT STATE GRANT	\$ 5,483	\$ 15,000		\$ 2,000	-86.7%	\$ (13,000)
10-33-450	FIRE STATE GRANT	\$ 15,870	\$ 14,900	\$ 14,980	\$ 14,640	-1.7%	\$ (260)
TOTAL INTERGOVERNMENTAL REVENUE		\$ 21,353	\$ 29,900	\$ 14,980	\$ 16,640	-44.3%	\$ (13,260)
<b><u>CHARGES FOR SERVICES</u></b>							
76-34-000	EMS SERVICE (GOSHEN-GENOLA)	\$ 34,798	\$ 10,000	\$ 5,023	\$ 7,000	-30.0%	\$ (3,000)
76-34-270	COUNTY FIRE FEES	\$ 1,345	\$ 1,500		\$ 1,500	0.0%	\$ -
76-34-280	E & F RECOVERY (FIRE DEPT)		\$ 250		\$ -	-100.0%	\$ (250)
76-34-290	WILDLAND FIRE REVENUE		\$ 81,530	\$ 81,531	\$ -	-100.0%	\$ (3,000)
76-34-300	EMPG GRANT REVENUE	\$ 5,000		\$ 3,750	\$ 3,750	#DIV/0!	\$ 3,750
76-34-900	AMBULANCE FEES	\$ 154,307	\$ 170,000	\$ 117,992	\$ 166,842	-1.9%	\$ (3,158)
TOTAL CHARGES FOR SERVICES		\$ 195,450	\$ 263,280	\$ 208,295	\$ 179,092	-3.1%	\$ (5,658)
<b><u>MISCELLANEOUS REVENUE</u></b>							
76-38-900	MISC REVENUE	\$ 2,305	\$ 500	\$ 2,866	\$ 3,000	500.0%	\$ 2,500
TOTAL MISCELLANEOUS REVENUE		\$ 2,305	\$ 500	\$ 2,866	\$ 3,000	500.0%	\$ 2,500
<b><u>CONTRIBUTIONS AND TRANSFERS</u></b>							
76-39-100	TRANSFER FROM GENERAL FUND	\$ 202,512	\$ 174,653	\$ 130,989	\$ 196,858	12.7%	\$ 22,205
TOTAL CONTRIBUTIONS AND TRANSFERS		\$ 202,512	\$ 174,653	\$ 130,989	\$ 196,858	12.7%	\$ 22,205
<b>TOTAL FUND REVENUE</b>		<b>\$ 421,619</b>	<b>\$ 468,333</b>	<b>\$ 357,131</b>	<b>\$ 395,590</b>	<b>1.5%</b>	<b>\$ 5,787</b>
<b>EXPENDITURES:</b>							
<b><u>FIRE PROTECTION</u></b>							
76-57-120	SALARIES & WAGES (PART TIME)	\$ 229,468	\$ 216,984	\$ 160,556	\$ 225,373	3.9%	\$ 8,389
76-57-130	EMPLOYEE BENEFITS	\$ 23,871	\$ 18,118	\$ 17,066	\$ 18,777	3.6%	\$ 659

# Santaquin City

## 2016-2017 Final Budget

Account Number	Description	Actuals (2014-2015)	Revised Budget (2015-2016)	Actual Thru Mar (2015-2016) 75% of Year	Projected Budget (2016-2017)	%Chg.	\$ Chg.
76-57-210	BOOKS, SUBSCRIPTIONS, MEMBER	\$ 22,653	\$ 15,500	\$ 15,246	\$ 15,500	0.0%	\$ -
76-57-230	FIRE - EDUCATION, TRAINING & TRAVEL	\$ 5,932	\$ 13,150	\$ 8,604	\$ 13,300	1.1%	\$ 150
76-57-235	EMS - EDUCATION, TRAINING & TRAVEL	\$ 4,860	\$ 14,400	\$ 8,857	\$ 20,250	40.6%	\$ 5,850
76-57-240	FIRE-SUPPLIES	\$ 33,545	\$ 16,850	\$ 13,219	\$ 17,100	1.5%	\$ 250
76-57-242	EMS-SUPPLIES	\$ 21,483	\$ 28,000	\$ 16,131	\$ 24,000	-14.3%	\$ (4,000)
76-57-244	UNIFORMS	\$ 1,682	\$ 1,250	\$ 2,281	\$ 1,400	12.0%	\$ 150
76-57-246	EMERGENCY MANAGEMENT		\$ 2,500	\$ 1,995	\$ 2,500	0.0%	\$ -
76-57-250	FIRE - EQUIPMENT MAINTENANCE	\$ 22,368	\$ 19,350	\$ 21,065	\$ 19,500	0.8%	\$ 150
76-57-260	FUEL	\$ 5,401	\$ 5,200	\$ 3,525	\$ 5,200	0.0%	\$ -
76-57-280	TELEPHONE	\$ 1,290	\$ 2,000	\$ 888	\$ 1,500	-25.0%	\$ (500)
76-57-300	STATE MEDICAID ASSESSMENT			\$ 2,200	\$ 2,200	#DIV/0!	\$ 2,200
76-57-620	MEDICAL SERVICES (DRUG/SHOTS)	\$ 362	\$ 1,000	\$ 794	\$ 1,000	0.0%	\$ -
76-57-700	WILDLAND EXPENDITURES	\$ 1,564	\$ 72,809	\$ 45,377	\$ 3,000	0.0%	\$ -
76-57-702	WILDLAND PPE/GRANT	\$ 10,449	\$ 14,900	\$ 8,589	\$ 14,640	-1.7%	\$ (260)
76-57-705	EMPG GRANT EXPENSE			\$ 5,778	\$ 3,750	#DIV/0!	\$ 3,750
76-57-740	FIRE - CAPITAL-VEHICLES & EQUIPMENT	\$ 8,983	\$ 2,600	\$ 1,534	\$ 4,600	76.9%	\$ 2,000
76-57-742	EMS - CAPITAL-VEHICLES & EQUIPMENT	\$ 1,911	\$ 15,000		\$ 2,000	-86.7%	\$ (13,000)
76-57-750	CAPTIAL PROJECTS	\$ 10,950	\$ 8,721	\$ 8,722	\$ -	#DIV/0!	\$ -
<b>TOTAL FIRE PROTECTION</b>		<b>\$ 406,772</b>	<b>\$ 468,333</b>	<b>\$ 342,427</b>	<b>\$ 395,590</b>	1.5%	\$ 5,787
<b>TOTAL FUND EXPENDITURES</b>		<b>\$ 406,772</b>	<b>\$ 468,333</b>	<b>\$ 342,427</b>	<b>\$ 395,590</b>	1.5%	\$ 5,787
<b>NET REVENUE OVER EXPENDITURES</b>		<b>\$ 14,847</b>	<b>\$ 0</b>	<b>\$ 14,704</b>	<b>\$ 0</b>	681.2%	\$ 0

## RESOLUTION No. 02-03-2016

### A RESOLUTION ESTABLISHING THE FEE SCHEDULE FOR SANTAQUIN CITY

**WHEREAS**, the governing body of the City of Santaquin, Utah, acknowledges that the fees required of various developers, subdividers, property owners, and citizenry of the city necessitate period review; and

**WHEREAS**, review of these fees has been found to be warranted in certain areas as they have gone without update or alteration for an extended period of time; and

**WHEREAS**, the City Council of Santaquin desires to make adjustments where necessary to the Santaquin City Fee Schedule in order to ensure proper and adequate service to the citizens of Santaquin;

**NOW THEREFORE, BE IT RESOLVED** by the City Council of Santaquin, Utah, that the following fees shall be established for various development projects and services rendered by employees and volunteers of the City, and shall be collected by the City Recorder at the submittal of an application or request for action for which the fee has been designated herein:



## FEE SCHEDULE

February 17, 2016

A. The fees charged by the City for services rendered to the community shall be as follows:

### Development

- Annexation Application<sup>10</sup>
  - 4.99 acres or less - \$400.00
  - 5.00 acres or more - \$400 + \$65 per acre over 5.00
- Concept Review - \$400.00
- Subdivisions
  - Preliminary (up to 2 reviews)
    - Core Area Infill (1-10 Lots) - \$1000 x (# of lots)<sup>0.500</sup>
    - 1-10 lot Subdivision - \$1,600 x (# of lots)<sup>0.385</sup>
    - 11-100 lot Subdivision - \$2,075 x (# of lots)<sup>0.273</sup>
    - 100+ lot Subdivision - \$4,025 x (# of lots)<sup>0.130</sup>
  - Final (up to 2 reviews)
    - Core Area Infill (1-10 Lots) - \$1000 x (# of lots)<sup>0.400</sup>
    - 1-10 lot Subdivision - \$1,500 x (# of lots)<sup>0.327</sup>
    - 11-100 lot Subdivision - \$2,300 x (# of lots)<sup>0.148</sup>
    - 100+ lot Subdivision - \$3,325 x (# of lots)<sup>0.068</sup>
  - Additional DRC / Modified Final Plat Review – Varies (based on staff time spent & current hourly rates)
  - Lot Line Adjustment Review - \$150.00
  - Recording Fees - According to Utah County fee schedule. (Checks made out to Utah County Recorder's Office)
  - Plat approval extension request - \$200.00
  - Condominium Plat Review - \$1,000
- Site Plan Review (two reviews)
  - Commercial & Industrial Development Applications
    - Site Plan Review - \$600.00
    - Multi Family Residential Site Plan Review - \$600.00
    - Additional Site Plan Reviews Fee - Varies (based on staff time spent & current hourly rates)
  - Modified Site Plan Review Fee - Varies (based on staff time spent & current hourly rates) Modified plans include built developments making alterations to site features requiring review by staff. Appeals Authority Application - \$200.00
  - Street Vacation<sup>8</sup> - \$800.00
  - Gravel, Sand, Earth Extraction, and Mass Grading Permit Request - \$350.00
  - Prepayment of Inspection Costs Fee<sup>17</sup> – 4% of City Engineer's Cost Estimate of Development Bond
- Street Lights
  - General Fees
    - Wire installation - \$100.00 per light (assumes 100 feet of wire to be installed. Differences based on actual installation will be refunded or billed to the developer.
    - Trenching (where none provided) - \$4.00 per ft
  - Local / Collector Streets
    - Lights - \$1,934.00 each
    - Installation - \$850.00 each
    - 6/3 TC Wire – current market price
    - 1½" Conduit– \$2.00 per ft
  - Arterial Streets

- Lights - \$4,108.00 each
- Basic installation - \$1,150.00
- Installation (UDOT Right-a-way) - \$1,250.00
- 6/3 TC wire – current market price
- 1½" Conduit– \$2.00 per ft
- Sweeps - \$250.00 each
- Banner Arms - \$53.00
- 120 volt receptacle - \$35.00
- Plant Hanger Rod - \$40.00
- Flag Holder - \$52.00
- Breakaway Hardware (UDOT Street) – \$450.00
- Tunneling for any street light service - \$15.00 per ft
- Strong Box & installation - \$3,100.00
- 3" pvc Strong Box conduit installation - \$4.00 per ft
- Street Signage
  - Residential Combo (street/stop sign) - \$550.00 each
  - Oversized Combo (street/stop sign) - \$675.00 each
  - Street or Stop Sign only - \$450.00 each
  - Oversized Street or Stop sign only - \$550.00 each
  - Specialty Sign (Spd Limit, Child @ Play, etc.) - \$200.00 each

### Zoning

- Rezoning Request - \$400.00
- Agriculture Protection Request - \$300.00
- Conditional Use Permit Request - \$175.00
- Ordinance Text Change Request - \$400.00
- Special Event Permit Request - \$25.00
- Permanent Sign Permit – as per Building fees
- Temporary Sign Permit - \$30.00

### Business Licenses

- Initial Commercial License - \$75.00
- Initial Home Occupation License - \$50.00
- Temporary Business License - \$50.00
- Annual Liquor License - \$100.00
- Annual License Renewal Fee - \$35.00
- Renewal Late Fee Penalty<sup>12</sup> – \$20.00
- Annual Hobby Kennel Fee - \$50.00
- Annual Residential Kennel Fee - \$100.00
- Annual Commercial Kennel Fee - \$250.00

### Building

- Permit Tracking Fee - \$70.00
- Building Permit & Inspection Fees – Determined by Structure
- Plan review deposit – \$500.00 (new construction only -paid up front & applied to 65% plan check fee)
- Plan Check Fee – 65% of building permit fee
- State Building Fee - Equal to 1% of Building Permit Fee
- Water Impact Fee<sup>19</sup>

Units of Measure	Equivalency	Impact Fee
Residential		
¾" Meter	1.00	\$656.00



Non-Residential		
¾ Meter	2.00	\$1,311.00
1"	3.34	\$2,190.00
1 ½"	6.66	\$4,366.00
2"	10.66	\$6,988.00
3"	21.34	\$13,990.00
4"	33.34	\$21,856.00
6"	66.66	\$43,699.00
8"	106.66	\$69,922.00

Pressurized Irrigation Impact Fee<sup>18</sup> - \$3388.00  
 Sewer Impact Fee - \$4,000.00 per residential dwelling or unit  
 Park/Recreation Impact Fee - \$2,500 per residential dwelling or unit

Transportation Impact Fee – Based on the following Formula:  
 (ITE Daily Trips/2) x (ITE Primary Trip Factor) x \$135.19

**Public Safety Impact Fees**  
 EMS/Fire

- Single Family per Unit - \$326.25
- Multi-Family per Unit - \$186.22
- Commercial per 1,000 s.f. - \$94.46
- Commercial Apparatus Fee per 1,000 s.f. - \$.0
- Industrial per 1,000 s.f. - \$4.49
- Industrial Apparatus Fee per 1,000 s.f. - \$.0

**Police**

- Single Family per Unit - \$94.15
- Multi-Family per Unit - \$52.93
- Commercial per 1,000 s.f. - \$55.54
- Industrial per 1,000 s.f. - \$0.95

**Meter Fee (PI or Culinary Water)**

- ¾" service - \$300.00 (not available for PI)
- 1" service - \$400.00
- 1½" service - \$670.00
- 2" service - \$770.00

- Pressurized Irrigation Meter Install - \$250.00 per connection
- Water Meter Install - \$200.00 per connection
- Temporary Construction Water - \$50.00
- Lot Identification Sign for new Construction - \$10.00
- Installing or Removing Grade Ring - \$50.00
- Demolition Permit Fee - \$35.00
- Reinspection fee - \$50 (for each building inspection over 2 for required items)

**Water for Construction**

- Project within City boundaries - \$2.50 per 1,000 gallons
- Project outside City boundaries - \$5.00 per 1,000 gallons
- Water Hydrant Meter Deposit - \$1,000.00<sup>16</sup>

**Construction in City Right-of-Way<sup>4</sup>**

- 0-2 Years since Resurfacing
  - Summer Permit Fee - \$2,000.00, plus \$20 Per Square Foot
  - Winter Permit - Summer Permit Fee + \$500.00
- 2-5 Years since Resurfacing
  - Summer Permit Fee - \$1,500.00, plus \$15 Per Square Foot
  - Winter Permit - Summer Permit Fee + \$500.00

- 5+ Years since Resurfacing
  - Summer Permit Fee - \$1,000.00, plus \$10 Per Square Foot
  - Winter Permit - Summer Permit Fee + \$500.00

**Water Rates with or without PI Available<sup>21</sup>**

- Base Rate<sup>13</sup> - \$19.27 per month
- 0 – 4,000 gallons - \$0.54 per thousand gallons
- 4,001 – 8,000 gallons - \$0.80 per thousand gallons
- 8,001 – 12,000 gallons - \$1.07 per thousand gallons
- 12,001 + gallons - \$1.98 per thousand gallons

**Pressurized Irrigation Rates<sup>21</sup>**

- Base Rate<sup>13</sup> per month \$14.57 (1")
- \$21.99 (1.5" or larger)
- Usage Rate per 1,000 gallons - \$.69 per thousand gallons
- 1 1/2" meter - \$650.00
- 2" meter - \$750.00
- Separate MXU - \$170.00

**Sewer Rates<sup>21</sup>**

- Base Rate<sup>13</sup> - \$38.44 per month
- Per 1000 gallons - \$0.75 (based on actual usage)

**Utilities**

- Account Setup - \$25.00.
- Customer Deposit<sup>14</sup> - \$200.00
- Past Due Tag - \$25.00
- Disconnection/Lockout Service - \$150.00
- Reconnection Fee - \$75.00
- Addressing Services - \$0.70
- Unpaid Utility Account Balances will be assessed 10% per month
- Utility Service Order (service disconnected & reconnected for repairs, move meter, etc) - \$75.00

- Storm Drainage
- Monthly Rates<sup>13</sup> \$1.00

**Waste Removal**

- Monthly Rates<sup>13</sup> \$12.97 per container
- Recycling Rates<sup>13</sup> \$5.15 per container

- Non-Resident – Services provided by private contractor
- Commercial – Services provided by private contractor

**Landfill Rates**

- Contractors Disposing of Construction Site Materials
  - 6-wheeled vehicle - \$60.00 per load
  - 10-wheeled vehicle - \$80.00 per load
  - Larger than 10-wheeled vehicle - \$160.00 per load

**Cemetery<sup>20</sup>**

- Plot Sales
  - Resident - \$500.00 per plot<sup>1</sup>
  - Non-Resident - \$1,000.00 per plot<sup>1</sup>
  - ½ – Size or Infant Locations<sup>3</sup>
    - Resident - \$250.00
    - Non-Resident - \$500.00

¼ – Size or Cremation Locations  
 Resident - \$200.00  
 Non-Resident - \$400.00

Opening and Closing Fees  
 Resident  
 Single Depth - \$350.00  
 Double Depth 1<sup>st</sup> Burial - \$700.00  
 2<sup>nd</sup> Burial - \$350.00

Non-Resident  
 Single Depth - \$700.00  
 Double Depth - 1<sup>st</sup> Burial - \$1,400.00  
 2<sup>nd</sup> Burial - \$700.00

Infant<sup>3</sup>  
 Resident - \$200.00  
 Non-Resident - \$400.00

Cremation<sup>3</sup>  
 Resident - \$150.00  
 Non-Resident - \$300.00

Weekend, Holiday or After Hours in addition to the Opening and Closing Fees  
 Full Size - \$200.00  
 Infant - \$100.00  
 Cremation - \$100.00

Disinterment<sup>2</sup>  
 Resident - \$1,200.00 minimum  
 Infant - \$800.00 minimum  
 Cremation - \$400.00 minimum  
 Non-Resident - \$1,200.00 minimum  
 Infant - \$800.00 minimum  
 Cremation - \$400.00 minimum  
 Less than 8 hour notice - \$50.00 additional  
 Burial Right Transfers & Duplicate Copies - \$15.00  
 Removal & Resetting of a Headstone to Accommodate an Opening or Closing - \$100.00  
 If Cemetery is not vacated by 4:00 pm an additional charge of \$50.00 will be charged

**Animal Licensing**

Licensing Fees shall follow the current South Utah Valley Animal Shelter Fee Schedule

**Miscellaneous Fees**

Return Check Fee - Maximum allowed by law  
 Notary Fees  
 First Document - \$5.00  
 Each Additional Document - \$1.00  
 Checks for services must be made for the amount of purchase/fee only. No change will be given.  
 Cashier will not accept more the \$10.00 in change per transaction.

**Facility Rental<sup>5</sup>**

East Side Park Pavilion  
 Squash Head Park Pavilion  
 Residents - \$25.00 per day time slot  
 Non-Resident - \$50.00 per day time slot  
 (Time slots are 7a.m. to 2 p.m. and 3 p.m. to 10 p.m. are day time slots)

Sunset Trails Park Large Pavilion  
 Residents - \$30.00 per day time slot  
 Non-Resident - \$60.00 per day time slot  
 (Time slots are 7a.m. to 2 p.m. and 3 p.m. to 10 p.m. are day time slots)

Centennial Park<sup>6</sup>  
 Residents - \$50.00 per day time slot  
 Non-Resident - \$75.00 per day time slot  
 (Time slots are 7a.m. to 2 p.m. and 3 p.m. to 10 p.m. are day time slots)

Orchard Cove Park  
 Residents - \$50.00 per day time slot  
 Non-Resident - \$75.00 per day time slot  
 (Time slots are 7a.m. to 2 p.m. and 3 p.m. to 10 p.m. are day time slots)

Residents - Overnight time slot (10 p.m. to 7 a.m.)  
 \$100.00 per night includes up to 10 tents and/or trailer spaces  
 Non-Residents - Overnight time slot (10 p.m. to 7 a.m.)  
 \$150.00 per night includes up to 10 tents and/or trailer spaces

Arena<sup>9</sup>  
 Single Use  
 Commercial Use  
 All Day (7am to dark) - \$200.00  
 Refundable Security Deposit - \$200.00  
 Non Resident  
 All Day (7am to dark) - \$100.00  
 Refundable Security Deposit - \$100.00  
 Resident  
 Half Day (7am to 2pm or 3pm to dark) - \$25.00  
 All Day (7am to dark) - \$50.00  
 Refundable Security Deposit - \$100.00  
 Annual Use – includes 1 day per week during season  
 Half Day (7am to 2pm or 3pm to dark) - \$500.00  
 All Day (7am to dark) - \$750.00  
 Land Lease for cows - \$100 per season  
 Announcer Stand with sound - \$25.00  
 Grooming - \$25.00 per “work”  
 Lighting - \$25.00

Baseball/Softball Fields<sup>15</sup>  
 Field #1, #2, & #3 Baseball Fields  
 \$15.00 per hour, \$75.00 per day  
 Callaway Baseball Field  
 \$20.00 per hour, \$75.00 per day  
 \$20.00 additional per hour for lighting  
 Orchard Hills Softball Field  
 \$15.00 per hour, \$75.00 per day  
 City Center Soccer Field  
 \$10.00 per hour (min 2 hour rental)  
 \$50.00 per day  
 \$35.00 additional for field paint/prep  
 Refundable Security Deposit

**Police Department GRAMA Requests**

Research Fee - \$15.00/hour, minimum 1 hour  
 Copy of Report - \$5.00 initial report up to 5 pages  
 \$0.75 per page more than 5

Supplemental Report - \$5.00 additional charge  
 Accident Form<sup>7</sup> - \$10.00  
 Photographs - \$5.00 each photo  
 Tape Duplication - \$25.00/hour, minimum 1 hour  
   \$10.00 per VHS tape or DVD, client may provide own tape  
   \$5.00 per cassette tape, client provides own tape  
   \$10.00 per tape postage & handling  
 Fingerprints  
   Santaquin – No Charge  
   Non-Residents - \$10.00 up to 2 cards  
 Utah Criminal History Reports - \$25.00 (Santaquin/Genola Residents only)  
 Junk Permits  
   Santaquin – No Charge  
   Non-Residents - Service no longer available

**Copies**

Land Use & Development Management Code - \$35.00  
 Subdivision Code - \$25.00  
 General Plan - \$2.00 (CD) \$75.00 (Hard Copy)  
 City Construction Standards & Drawings - \$40.00  
 Zoning Map (11X17) - \$3.00  
 Custom Maps - To Be Determined  
 Official City Maps (up to 36" x 48") - \$15.00  
 Miscellaneous Copies - \$0.50 per page

**Fire/EMS Department**

Personnel:  
 EMT Stand-by \$30.00  
 Paramedic Stand-by \$37.50  
 Firefighter Stand-by \$30.00  
 Fire/EMS Officer Stand-by \$50.00  
 Chief Officer Stand-by \$75.00  
 Resources:  
 Ambulance, EMT \$110.00  
 Ambulance, Medic \$125.00  
 Fire/Rescue - UTV \$70.00  
 Bicycle - EMS \$40.00  
 Motorcycle/ATV \$50.00  
 Ladder Truck – Stand-by \$150.00 Response \$245.00  
 Engine – Stand-by \$125.00 Response \$238.00  
 Rescue/Squad – Stand-by 50.00 Response \$100.00  
 Tender – Stand-by \$90.00 Response \$120.00  
 Brush Truck (Type 6) – Stand-by \$93.00 Response \$125.00  
 Extrication Unit (min) – Stand-by 75.00 Response \$200.00  
 Smoke Removal - \$50.00  
 Haz Mat Mitigation – Stand-by \$150.00 Response \$200.00  
 Confined Space Entry – Stand-by \$150.00 Response \$200.00  
 Foam, Class A or B – Current Market Value  
 Absorbent – Current Market Value  
 Permit Fees:  
 Fireworks Sales/Display - \$60.00  
 Fuel Storage Installation –  
   Above Ground \$50.00

Below Ground \$250.00  
 Fuel Storage Tank Removal –  
   Above Ground \$50.00  
   Below Ground \$250.00  
 LPG Installation Per Site - \$60.00  
 Tents/Canopies (>400 sqft) –  
   Residential \$25.00  
   Commercial \$60.00  
 Fire Flow Test (per hydrant) - \$25.00  
 False Alarm Response - \$200.00  
 Fire Report Copying - \$6.00  
 Medical Gas Storage Installation/removal, fixed - \$50.00  
 Others Fees as adopted by IFC - \$50.00  
 Inspections/Plan Review Fees:  
 Special/Follow-up Inspections - \$50.00  
 Fire Sprinkler Systems Installation, New/Renovated –  
   10-100 Heads - \$100.00  
   101-200 Heads - \$150.00  
   201-300 Heads - \$200.00  
   >301 Heads \$250.00 plus .50 per sprinkler head  
 Commercial Cooking Fire Suppression System - \$100.00  
 Fire Alarm System Installation –  
   \$100 < 6,000 Sq Ft  
   \$150 > 6,000 Sq Ft  
 Paint Booth - \$100.00  
 Care Facilities Annual Inspections –  
   Exempt Child Care \$20.00  
   Daycare/Preschool - \$20.00  
   Care Center/Assisted living - \$50.00  
   Final Inspections, Commercial \$50.00

**GRAMA Requests**

Research/compilation Fee - \$30.00 per hour after the first 15 minutes  
 Copies - .10 per black/white page  
           .20 per pre-printed page  
           \$.50 per color page  
           \$3.00 per Certified Copy

**Special Events**<sup>11</sup>

Special Events License - \$50.00

**Library**

Library Cards – Free for Residents  
   \$35.00 non-residents  
 Fines - \$0.10 per day for over due books  
           \$1.00 per day for overdue DVD's or Kindle Devices  
 Fees for damage to media placed in the Drop Box \$5.00  
 Fees for damage to books and other materials will be assessed by Library Staff up to the replacement cost  
 Interlibrary Loan - \$3.00 + extra postage  
 Copies - \$0.10 per black/white page  
           \$0.20 per pre-printed page  
           \$0.50 per color page

- 1 Cemetery plots which are purchased on an extended pay contract are subject to an additional interest charge of 1.5% monthly or 18% annually.
- 2 Additional disinterment fees could be assessed depending on the location of the grave and will be reviewed on a case by case bases.
- 3 A baby is determined to be a child before their 3<sup>rd</sup> birthday. Children 3 years of age or older shall be considered adults. All Infant and cremations must have a flush headstone unless using a full size grave.
- 4 All fees for construction in a City right-of-way shall double for work done without a permit or for work commencing prior to a permit being issued.
- 5 Verification of residency is required at the time of reservation/payment.
- 6 Reservations will not be taken for the following year until January 1<sup>st</sup>. In case of inclement weather, reservation may be rescheduled and deposits may be refunded, however, rental fees are not subject to refunds. Reservations must be canceled at least 2 week prior to the reservation date in order to receive a full refund, reservation fees will not be refunded if cancelled less than 2 weeks prior to the reservation date.
- 7 Only state forms will be copied with requests for accident reports.
- 8 This amount is an estimated amount of actual City costs associated with uncontested proposals. Additional fees may be negotiated and assessed based on applications requiring City staff time beyond that reasonably anticipated for such an application. The City may credit this fee toward an applicant's purchase of vacated street area.
- 9 All scheduling for the arena will be done through the City Recreation Department. The season runs from the first day in April to the last day in September. Annual fees are based on one day per week. If person/organization/group wants to reserve facilities for two day a week, fees would be double, three days; fees would be triple, and so on. Lessee may lease area, not to exceed five-hundred (500) square feet; maximum 15 cattle per pen and no more than two (2) pens may be leased at the facilities. **No other** livestock is permitted. Livestock owners must receive approval for use and location from the city prior to setting up temporary fencing. Livestock owners must provide their own temporary fencing and feed.
- 10 Acreage of properties owned by a government entity are excluded from fee calculations. Existing public roads adjacent to annexation boundaries should be included with such petitions in accordance with City policies and planning purposes. Where non-petitioning properties are more than 30% of the annexing area, those fees which would be required for non-petitioning properties may be deferred for up to one year of the annexation becoming effective under the following requirements:
  1. A bond in a form acceptable to the City is posted for the remainder fees. Such bond shall be forfeited to the City if the remaining fees are not paid within the allowed 12 month time frame.
  2. Petitioners can not receive final approval on a plat until all required annexation fees, including non-petitioned property fees, are paid.
- 11 Any additional Public Safety costs necessary for the event will be assessed to the applicant. If events are held in a public park, appropriate park fees apply.
- 12 Annual renewal fees are due February 1<sup>st</sup>. If payment is not received by March 1<sup>st</sup> of the same renewal year the license shall be considered null and void and a new license must be applied for with all associated new licensing fees. Persons operating a business without a renewed and/or current business license shall be subject to all penalties applicable under City and State law.
- 13 Base and Usage rates will be adjusted each January 1<sup>st</sup> to reflect the Consumer Price Index.
- 14 Deposits may be applied to customer's billings or may be returned when all billings are current.
- 15 City Sponsored activities/sports will have first priority when scheduling of the fields.
- 16 Deposit for Water Hydrant Meter Deposit will be refunded when meter is returned.
- 17 Pre-paid fees will be placed into an escrow account and drawn upon as inspection costs are incurred by the City. If costs for inspections and testing exceed the amount in the escrow account, they will be the responsibility of the developer and paid for prior to receiving final approvals at the end of the development warranty period. At the conclusion of a final walk through and city acceptance of the improvements, the developer may be reimbursed any amount remaining in the escrow account in accordance with reimbursement procedures found in city ordinances.
- 18 One ERU is equivalent to .25 acres of single family development. For all other types of development, the following formula will be utilized Step 1: Divide 10,890 (total sf in .25 acres) by impact fee per ERU (\$3,388)= \$0.31 per sf. Step 2: Multiply irrigable area (sf lot size minus sf of hardscape on lot) by Impact Fee per sf (\$0.31) to arrive at impact fee.
- 19 Per Equivalent Residential Unit: Impact Fee is \$656

<sup>20</sup> Fees for Cemetery Service not listed on the Consolidated Fee Schedule will be reviewed and charged on a case by case basis.

<sup>21</sup> Culinary Water, Pressurized Irrigation, and Sewer base and usage rates are double the current rates for unincorporated areas.

<sup>22</sup> An opt-out period established during the February/March billing cycle each year. Opt-out fees are only applied to existing recycling customers. It is required to schedule the pickup/return of the customers recycling can. Missing recycling cans will be assessed a fee equivalent to the cost of a replacement recycling can.

B. Furthermore:

1. In addition to the fees listed above, every development within the City boundaries of Santaquin, Utah, shall pay an infrastructure inspection fee according to the following:

a. Subdivision Infrastructure. Prior to the construction of any infrastructure which is approved as a part of a subdivision and is located within the boundaries of the same subdivision, the developer shall provide the City with funds, in an amount equal to 4% of the approved construction estimate for the necessary infrastructure improvements, as a means to defray the costs of inspection of said improvements. All such funds shall be non-refundable and paid in addition to any other bonding or surety requirements. Any shortcomings in the amount of the funds shall be paid in full by the developer prior to final approval of the infrastructure.

b. Off-Site and Other Infrastructure. Prior to the construction of any infrastructure which is: 1) approved as a part of a subdivision but which is not located within the boundaries of the subdivision; or 2) unrelated to an approved subdivision, the developer shall provide the City with funds, in an amount equal to 2% of the approved construction estimate for the necessary infrastructure improvements, as a means to defray the costs of inspection of said improvements. All such funds shall be non-refundable and paid in addition to any other bonding or surety requirements. Any shortcomings in the amount of the funds shall be paid in full by the developer prior to final approval of the infrastructure.

2. Bond or Escrow. The sub divider shall furnish a bond or escrow in the amount of one hundred twenty five percent (125%) of improvement costs with the city recorder, prior to the beginning of any subdivision construction, to assure the proper installation and construction of all required improvements within two (2) years immediately following the approval of the subdivision plat by the city council. Release of such bond or escrow shall be made as per city code (11-11-3).

3. Payment of fees in full shall be the responsibility of the applicant. Payment of fees in full shall be required as a part of all application submittals, as stipulated herein. It shall be the responsibility of the applicant to submit the necessary materials in order to be eligible for review on an agenda of any City reviewing body. Placement on an agenda is not necessarily automatic and verification of the review of the application by the City is **strongly** encouraged.

C. In addition and notwithstanding the above schedule of fees, should the review and processing fees exceed those identified herein, the applicant shall pay **actual costs** as determined and documented by the City Recorder.

This resolution shall be come effective upon passage and shall repeal and supersede any and all resolutions dealing with the same subject.

Approved this 3<sup>rd</sup> day of February, 2016.

---

Kirk Hunsaker, Santaquin City Mayor

ATTEST:

---

Susan B. Farnsworth, Santaquin City Recorder

# AMMORTIZATION SCHEDULES & POPULATION ESTIMATES

<b>Residential Units</b>	2837	3006	3194	3391	5055	5277	5499	5722
<b>Estimated Growth Rate</b>	6.0%	6.0%	6.2%	6.2%				
<b>Population Estimate</b>	<b>11346</b>	<b>12025</b>	<b>12776</b>	<b>13562</b>	<b>20219</b>	<b>21108</b>	<b>21997</b>	<b>22886</b>

<b>Long Term Debt</b>	<b>Date Due</b>	<b>2016</b>	<b>2017</b>	<b>2018</b>	<b>2019</b>	<b>2020</b>	<b>2021</b>	<b>2022</b>	<b>2023</b>
1993A Sewer Bond	12/1	\$ 33,000	\$ 34,000	\$ 34,000	\$ 34,000	\$ 34,000	\$ 34,000	\$ 34,000	\$ 34,000
1993B Sewer Bond	12/1	\$ 66,000							
2012 Sewer Refunding (93C&D)	6/1 (Principal & Interest) 12/1 (Interest Only)	\$ 50,364	\$ 115,457	\$ 115,886	\$ 114,240	\$ 114,569	\$ 114,822		
2003 Zions Goudy Loan	9/1								
2005 Sales Tax (PS Bldg.)	8/15 (Principal & Interest) 2/15 (Interest Only)	\$ 159,315							
2015 Public Works Building	1/1 & 7/1 *via Santaquin LBA		\$ 184,540	\$ 184,058	\$ 184,430	\$ 184,636	\$ 184,674	\$ 184,546	\$ 184,251
2012 P.I. Revenue Bond	9/1 (Principal & Interest) 3/1 (Interest Only)	\$ 471,668	\$ 471,860	\$ 496,511	\$ 501,545	\$ 512,124	\$ 512,301	\$ 511,213	\$ 511,848
2011A-1 Sewer Revenue Bond	1/1	\$ 374,030	\$ 374,830	\$ 375,590	\$ 375,310	\$ 375,000	\$ 375,660	\$ 375,280	\$ 375,870
2011A-2 Sewer Revenue Bond	Monthly (\$10571) (Interest Only Payment Due 2/15/13 \$87K)	\$ 126,852	\$ 126,852	\$ 126,852	\$ 126,852	\$ 126,852	\$ 126,852	\$ 126,852	\$ 126,852
2011B-1 Sewer Revenue Bond	1/1	\$ 9,000	\$ 9,000	\$ 9,000	\$ 9,000	\$ 9,000	\$ 9,000	\$ 9,000	\$ 9,000
<b>Total Long Term Debt Payments</b>		<b>\$ 1,290,229</b>	<b>\$ 1,316,540</b>	<b>\$ 1,341,898</b>	<b>\$ 1,345,377</b>	<b>\$ 1,356,181</b>	<b>\$ 1,357,310</b>	<b>\$ 1,240,891</b>	<b>\$ 1,241,821</b>

<b>Reserve Payments</b>	<b>Date Due</b>	<b>2016</b>	<b>2017</b>	<b>2018</b>	<b>2019</b>	<b>2020</b>	<b>2021</b>	<b>2022</b>	<b>2023</b>
WRF - Bond Reserve (\$384,940 over 10yr)		\$ 38,494	\$ 38,494	\$ 38,494	\$ 38,494	\$ 38,494	\$ 38,494	\$ 38,494	\$ 38,494
WRF - Repair & Replacement (\$192,470 over 10yr)		\$ 19,247	\$ 19,247	\$ 19,247	\$ 19,247	\$ 19,247	\$ 19,247	\$ 19,247	\$ 19,247
WRF - Debt Service Reserve (\$133,836 over 10yr)		\$ 13,384	\$ 13,384	\$ 13,384	\$ 13,384	\$ 13,384	\$ 13,384	\$ 13,384	\$ 13,384
WRF - Short Lived Asset Fund (Reserved but useable for repairs)		\$ 28,890	\$ 28,890	\$ 28,890	\$ 28,890	\$ 28,890	\$ 28,890	\$ 28,890	\$ 28,890
Landfill Closure Reserve Fund		\$ 10,000	\$ 5,000						
<b>Total Reserve Payments</b>		<b>\$ 100,015</b>	<b>\$ 100,015</b>	<b>\$ 100,015</b>	<b>\$ 100,015</b>	<b>\$ 100,015</b>	<b>\$ 100,015</b>	<b>\$ 100,015</b>	<b>\$ 28,890</b>

<b>Vehicles &amp; Equipment</b>		<b>2016</b>	<b>2017</b>	<b>2018</b>	<b>2019</b>	<b>2020</b>	<b>2021</b>	<b>2022</b>	<b>2023</b>
2010 DUMP TRUCK LEASE	1/8 & 7/8	\$ 23,444	\$ 11,722						
2012 (3) PIECE EQUIPMENT LEASE	8/4	\$ 24,343	\$ 24,343						
2012 EMS DEFIBRILLATORS	Monthly	\$ 33,427	\$ 33,427						
2013 (4) PIECE EQUIPMENT LEASE		\$ 32,295	\$ 32,295	\$ 32,295					
2014 (2) PIECE EQUIPMENT LEASE (DET EXPED&PW FLTBD)		\$ 12,859	\$ 12,859	\$ 12,859	\$ 6,429				
2014 (7) PIECE EQUIPMENT LEASE		\$ 71,000	\$ 71,000	\$ 8,020	\$ 8,020	\$ 8,020			
2015 PIERCE SABER PUMPER FIRE TRUCK		\$ 54,500	\$ 54,500	\$ 54,500	\$ 54,500	\$ 54,500	\$ 54,500	\$ 54,500	\$ 54,500
2015 (5) PIECE EQUIPMENT LEASE		\$ 31,958	\$ 63,916	\$ 63,916	\$ 35,572	\$ 7,228	\$ 3,614		
2016 (2) PIECE EQUIPMENT LEASE			\$ 28,500	\$ 28,500	\$ 28,500				
2016 (1) AMBULANCE LEASE			\$ 27,600	\$ 27,600	\$ 27,600	\$ 27,600	\$ 27,600	\$ 27,600	\$ 27,600
2016 (1) SNOW PLOW (10 WHEELER) - PROPOSED			\$ 31,008	\$ 31,008	\$ 31,008	\$ 31,008	\$ 31,008	\$ 31,008	\$ 31,008
<b>Total Vehicles &amp; Equipment Payments</b>		<b>\$ 314,357</b>	<b>\$ 391,170</b>	<b>\$ 258,698</b>	<b>\$ 191,629</b>	<b>\$ 128,356</b>	<b>\$ 116,722</b>	<b>\$ 113,108</b>	<b>\$ 113,108</b>

<b>Total Debt &amp; Reserve Payments</b>		<b>\$ 1,704,600</b>	<b>\$ 1,807,725</b>	<b>\$ 1,700,611</b>	<b>\$ 1,637,022</b>	<b>\$ 1,584,552</b>	<b>\$ 1,574,047</b>	<b>\$ 1,454,014</b>	<b>\$ 1,383,819</b>
Total Debt per citizen per mo		\$ 12.52	\$ 12.53	\$ 11.09	\$ 10.06	\$ 6.53	\$ 6.21	\$ 5.51	\$ 5.04
Total Debt per household per mo		\$ 50.08	\$ 50.11	\$ 44.37	\$ 40.24	\$ 26.12	\$ 24.86	\$ 22.03	\$ 20.16

5944	6166	6388	6611	6833	7055	7278	7533	7787	8042	8296	8551	8805	9060	9314	9569	9825	10030	10235
<b>23775</b>	<b>24664</b>	<b>25553</b>	<b>26442</b>	<b>27331</b>	<b>28220</b>	<b>29113</b>	<b>30131</b>	<b>31149</b>	<b>32167</b>	<b>33185</b>	<b>34203</b>	<b>35221</b>	<b>36239</b>	<b>37257</b>	<b>38275</b>	<b>39300</b>	<b>40120</b>	<b>40940</b>
<u>2024</u>	<u>2025</u>	<u>2026</u>	<u>2027</u>	<u>2028</u>	<u>2029</u>	<u>2030</u>	<u>2031</u>	<u>2032</u>	<u>2033</u>	<u>2034</u>	<u>2035</u>	<u>2036</u>	<u>2037</u>	<u>2038</u>	<u>2039</u>	<u>2040</u>	<u>2041</u>	<u>2042</u>
\$ 34,000	\$ 34,000	\$ 34,000																

\$ 183,789	\$ 184,139	\$ 184,281	\$ 184,215	\$ 183,940	\$ 184,435	\$ 184,681	\$ 183,697	\$ 184,463	\$ 183,957	\$ 184,181	\$ 184,113	\$ 183,753						
\$ 512,180	\$ 512,210	\$ 511,938	\$ 511,363															
\$ 375,420	\$ 375,940	\$ 375,420	\$ 375,870	\$ 375,280	\$ 375,660	\$ 375,000	\$ 233,310											
\$ 126,852	\$ 126,852	\$ 126,852	\$ 126,852	\$ 126,852	\$ 126,852	\$ 126,852	\$ 126,852	\$ 126,852	\$ 126,852	\$ 126,852	\$ 126,852	\$ 126,852	\$ 126,852	\$ 126,852	\$ 126,852	\$ 126,852	\$ 126,852	\$ 126,852
\$ 9,000	\$ 9,000	\$ 9,000	\$ 9,000	\$ 9,000	\$ 9,000	\$ 9,000	\$ 151,000	\$ 384,580	\$ 384,810									
<b>\$ 1,241,241</b>	<b>\$ 1,242,142</b>	<b>\$ 1,241,491</b>	<b>\$ 1,207,300</b>	<b>\$ 695,072</b>	<b>\$ 695,947</b>	<b>\$ 695,533</b>	<b>\$ 694,859</b>	<b>\$ 695,895</b>	<b>\$ 695,619</b>	<b>\$ 311,033</b>	<b>\$ 310,965</b>	<b>\$ 310,605</b>	<b>\$ 126,852</b>	<b>\$ 126,852</b>	<b>\$ 126,852</b>	<b>\$ 126,852</b>	<b>\$ 126,852</b>	<b>\$ 126,852</b>

<u>2024</u>	<u>2025</u>	<u>2026</u>	<u>2027</u>	<u>2028</u>	<u>2029</u>	<u>2030</u>	<u>2031</u>	<u>2032</u>	<u>2033</u>	<u>2034</u>	<u>2035</u>	<u>2036</u>	<u>2037</u>	<u>2038</u>	<u>2039</u>	<u>2040</u>	<u>2041</u>	<u>2042</u>
\$ 28,890	\$ 28,890	\$ 28,890	\$ 28,890	\$ 28,890	\$ 28,890	\$ 28,890	\$ 28,890	\$ 28,890	\$ 28,890	\$ 28,890	\$ 28,890	\$ 28,890	\$ 28,890	\$ 28,890	\$ 28,890	\$ 28,890	\$ 28,890	\$ 28,890
<b>\$ 28,890</b>	<b>\$ 28,890</b>	<b>\$ 28,890</b>	<b>\$ 28,890</b>	<b>\$ 28,890</b>	<b>\$ 28,890</b>	<b>\$ 28,890</b>	<b>\$ 28,890</b>	<b>\$ 28,890</b>	<b>\$ 28,890</b>	<b>\$ 28,890</b>	<b>\$ 28,890</b>	<b>\$ 28,890</b>	<b>\$ 28,890</b>	<b>\$ 28,890</b>	<b>\$ 28,890</b>	<b>\$ 28,890</b>	<b>\$ 28,890</b>	<b>\$ 28,890</b>

2024      2025

\$ 54,500

<b>\$ 54,500</b>	<b>\$ -</b>	<b>\$ -</b>
------------------	-------------	-------------

<b>\$ 1,324,631</b>	<b>\$ 1,271,032</b>	<b>\$ 1,270,381</b>	<b>\$ 1,236,190</b>	<b>\$ 723,962</b>	<b>\$ 724,837</b>	<b>\$ 724,423</b>	<b>\$ 723,749</b>	<b>\$ 724,785</b>	<b>\$ 724,509</b>	<b>\$ 339,923</b>	<b>\$ 339,855</b>	<b>\$ 339,495</b>	<b>\$ 155,742</b>	<b>\$ 155,742</b>	<b>\$ 155,742</b>	<b>\$ 155,742</b>	<b>\$ 155,742</b>	<b>\$ 155,742</b>
\$ 4.64	\$ 4.29	\$ 4.14	\$ 3.90	\$ 2.21	\$ 2.14	\$ 2.07	\$ 2.00	\$ 1.94	\$ 1.88	\$ 0.85	\$ 0.83	\$ 0.80	\$ 0.36	\$ 0.35	\$ 0.34	\$ 0.33	\$ 0.32	\$ 0.32
\$ 18.57	\$ 17.18	\$ 16.57	\$ 15.58	\$ 8.83	\$ 8.56	\$ 8.29	\$ 8.01	\$ 7.76	\$ 7.51	\$ 3.41	\$ 3.31	\$ 3.21	\$ 1.43	\$ 1.39	\$ 1.36	\$ 1.32	\$ 1.29	\$ 1.27



10440	10645	10850	11055	11260	11465	11670	11875	12080	12285
41760	42580	43400	44220	45040	45860	46680	<b>47500</b>	48320	49140
<u>2043</u>	<u>2044</u>	<u>2045</u>	<u>2046</u>	<u>2047</u>	<u>2048</u>	<u>2049</u>	<u>2050</u>	<u>2051</u>	<u>2052</u>

\$ 126,852 \$ 126,852 \$ 126,852 \$ 126,852 \$ 126,852 \$ 126,852 \$ 126,852 \$ 126,852 \$ 126,852 \$ 77,725

**\$ 126,852 \$ 126,852 \$ 126,852 \$ 126,852 \$ 126,852 \$ 126,852 \$ 126,852 \$ 126,852 \$ 126,852 \$ 77,725**

2043 2044 2045 2046 2047 2048 2049 2050 2051 2052

\$ 28,890 \$ 28,890 \$ 28,890 \$ 28,890 \$ 28,890 \$ 28,890 \$ 28,890 \$ 28,890 \$ 28,890 \$ 28,890

**\$ 28,890 \$ 28,890 \$ 28,890 \$ 28,890 \$ 28,890 \$ 28,890 \$ 28,890 \$ 28,890 \$ 28,890 \$ 28,890**

<b>\$ 155,742</b>	<b>\$ 155,742</b>	<b>\$ 155,742</b>	<b>\$ 155,742</b>	<b>\$ 155,742</b>	<b>\$ 155,742</b>	<b>\$ 155,742</b>	<b>\$ 155,742</b>	<b>\$ 155,742</b>	<b>\$ 155,742</b>	<b>\$ 106,615</b>
\$ 0.31	\$ 0.30	\$ 0.30	\$ 0.29	\$ 0.29	\$ 0.28	\$ 0.28	\$ 0.27	\$ 0.27	\$ 0.27	\$ 0.18
\$ 1.24	\$ 1.22	\$ 1.20	\$ 1.17	\$ 1.15	\$ 1.13	\$ 1.11	\$ 1.09	\$ 1.07	\$ 1.07	\$ 0.72

# Santaquin Strategic Vision

## 2015-2016 Accomplishments

Preserving our agricultural heritage while developing a clean, fun, family oriented community through well-planned growth and fiscal responsibility

Project/Initiative	Departments					Provide Quality City Services				Maintain Sustainable Budget			Promote & Support Economic Development				Promote Community Involvement				Ensure Proactive Regional Collaboration		
	Administration	Community Development	Leisure Services	Public Safety	Public Works	Build well planned & reliable infrastructure	Continue to provide excellent public safety services	Maintain our valuable facilities	Provide affordable quality leisure services	Encourage the responsible use of resources	Encourage a highly motivated & well-trained municipal workforce	Encourage varied revenue streams	Enhance capital facility & replacement planning	Strategically plan for growth	Retain & expand existing businesses	Maintain fair & competitive development fees & incentives	Foster Job Creation	Inspire pride & ownership in neighborhoods, businesses & gathering places	Focus on communication & transparency	Promote & encourage diverse public events	Provide meaningful service opportunities & celebrate volunteer efforts	Encourage membership & leadership in decision making bodies	Be a voice of involvement in local, State & Federal government affairs
New Public Works Building - Design		X			X	X	X	X		X	X			X									
New Public Works Building - Financing	X	X				X	X	X		X	X		X	X									
New Public Works Building - Construction		X			X	X	X	X		X	X		X										
Road Construction of 500 East from Main to 100 North		X			X	X				X		X	X	X			X						X
Summit Ridge Parkway Design		X			X	X	X			X		X	X	X			X						
Safe Walking Routes to School - Community Engagement (300 West Traffic Flow)	X	X				X	X			X								X	X				
300 West Sidewalk Grant Award		X				X	X			X			X					X	X			X	X
200 West Signal Light Warrant		X				X	X			X			X					X	X			X	X
Pole Canyon Fishing Park (Phase 1)		X	X		X	X		X	X	X		X	X					X		X	X		X
Springs Water Diversion Project		X			X	X				X		X	X										
Structural Analysis of Museum		X	X					X	X	X		X						X		X	X		X
Sewer Master Plan Update		X			X	X				X		X	X			X							
Parks Master Plan Update		X	X			X		X	X	X		X	X			X		X					
Summit Creek Irrigation Well (Culinary Upgrade)		X				X				X		X	X									X	
Center Street Bridge Casings		X				X				X		X	X										
Rowley Annexation		X					X				X	X		X	X	X	X	X					
Subdivision Approvals - Stone Hallow Plat C (43 Lots)		X			X	X				X		X	X	X	X	X	X						
Subdivision Approvals - North Orchards C-2 (15 Lots)		X			X	X				X		X	X	X	X	X	X						
Subdivision Approvals - North Orchards C-3 (13 Lots)		X			X	X				X		X	X	X	X	X	X						
Subdivision Approvals - Oak Summit Plat G-1 (17 Lots)		X			X	X				X		X	X	X	X	X	X						

# Santaquin Strategic Vision

## 2015-2016 Accomplishments

Preserving our agricultural heritage while developing a clean, fun, family oriented community through well-planned growth and fiscal responsibility

Project/Initiative	Departments					Provide Quality City Services				Maintain Sustainable Budget			Promote & Support Economic Development				Promote Community Involvement				Ensure Proactive Regional Collaboration			
	Administration	Community Development	Leisure Services	Public Safety	Public Works	Build well planned & reliable infrastructure	Continue to provide excellent public safety services	Maintain our valuable facilities	Provide affordable quality leisure services	Encourage the responsible use of resources	Encourage a highly motivated & well-trained municipal workforce	Encourage varied revenue streams	Enhance capital facility & replacement planning	Strategically plan for growth	Retain & expand existing businesses	Maintain fair & competitive development fees & incentives	Foster Job Creation	Inspire pride & ownership in neighborhoods, businesses & gathering places	Focus on communication & transparency	Promote & encourage diverse public events	Provide meaningful service opportunities & celebrate volunteer efforts	Encourage membership & leadership in decision making bodies	Be a voice of involvement in local, State & Federal government affairs	
Subdivision Approvals - Garden Way (2 Lots)		X			X	X				X		X		X	X	X	X							
Subdivision Approvals - Top Acre (1 Lot)		X			X	X				X		X		X	X	X	X							
Engineering - Increased Staffing (Engineer in Training)		X				X		X		X	X	X	X										X	X
Engineering - Enhanced GPS Equipment Capabilities		X				X				X	X	X	X											
Building & Inspections - Permit Tracking Software Development		X				X				X	X	X	X	X				X						
Meter Reading Upgrade Project					X	X		X		X		X	X											
Fire Engine 145 Entered Into Service				X			X			X	X			X										
Ambulance Replacement - Ordered				X			X			X	X			X										
Fire Heavy Brush Truck Acquisition/Fabrication				X	X		X			X	X													
Fire/Rescue UTV put in Service				X			X				X	X												
2015 Wildland Fire Deployments				X			X			X	X	X								X				X
Fire Standard Operating Procedures (SOP) Update				X			X				X		X					X		X				
Paramedic On-Duty Rate Increases to 70%				X			X				X	X												
Expand Fire Officer Opportunities - Public Information Officer				X			X				X							X						
Fire, EMS, Hazmat & Technical Rescue Training 2015 - 3,142 Man Hrs.				X			X			X	X													
Fire Urban Interface Fuels Reduction Project (Grant & Implementation)				X			X			X	X	X		X				X	X					X
Awarded Grant for Emergency Operations Center (EOC) \$7,500				X			X	X				X												
Hydrant Flushing & Valve Exercising Program (Joint PW & FD)				X	X	X	X			X	X		X											
Volunteer Projects Fire Hydrants/Curbs/Benches	X			X	X		X	X	X									X			X			
ISO Evaluation (Insurance Rating)		X		X	X	X	X		X			X				X								
History of the Santaquin City Fire Department (Authorship/Publishing)				X			X			X								X	X					

# Santaquin Strategic Vision

## 2015-2016 Accomplishments

Preserving our agricultural heritage while developing a clean, fun, family oriented community through well-planned growth and fiscal responsibility

Project/Initiative	Departments					Provide Quality City Services				Maintain Sustainable Budget			Promote & Support Economic Development				Promote Community Involvement				Ensure Proactive Regional Collaboration		
	Administration	Community Development	Leisure Services	Public Safety	Public Works	Build well planned & reliable infrastructure	Continue to provide excellent public safety services	Maintain our valuable facilities	Provide affordable quality leisure services	Encourage the responsible use of resources	Encourage a highly motivated & well-trained municipal workforce	Encourage varied revenue streams	Enhance capital facility & replacement planning	Strategically plan for growth	Retain & expand existing businesses	Maintain fair & competitive development fees & incentives	Foster Job Creation	Inspire pride & ownership in neighborhoods, businesses & gathering places	Focus on communication & transparency	Promote & encourage diverse public events	Provide meaningful service opportunities & celebrate volunteer efforts	Encourage membership & leadership in decision making bodies	Be a voice of involvement in local, State & Federal government affairs
Fire Public Education - 3rd Annual Fire Prevention Week				X			X	X		X	X			X				X	X	X	X		
Public Safety Building Public tours	X			X			X	X		X	X		X					X	X	X	X		
Police Car 3-Year Rotation Program Implemented				X			X			X	X		X	X									
Increase Police Officer Training Opportunities/Budget				X			X			X													
Include Front-Line Police Officers in the Decision Making Process				X			X			X													
Expand Police Officer Opportunities - Canine Program				X			X			X	X		X										X
Expand Police Officer Opportunities - Sex Crimes Task Force				X			X			X	X		X										X
Expand Police Officer Opportunities - Gang Task Force				X			X			X	X		X										X
Expand Police Officer Opportunities - Officer Involved Shooting Task Force				X			X			X	X		X										X
Expand Police Officer Opportunities - SWAT				X			X			X	X		X										X
Expand Police Officer Opportunities - Drug Recognition Expert				X			X			X	X		X										
Expand Police Officer Opportunities - PT Investigations Position				X			X			X	X		X										
Expand Police Officer Opportunities - Public Information Officer				X			X			X	X		X					X					X
Expand Police Officer Opportunities - Corporal Rank Creation				X			X			X	X		X										
Implemented Ethical Based vs. Rule Based Policing Methodology				X			X			X	X												
Implemented Police Officer Uniform & Appearance Policy				X			X				X												
Implemented Police Officer Wellness Program				X			X			X	X		X										
Updated Police Department Policies & Procedures (Lexipole)				X			X			X	X							X					
Migrated from Permanent Based to Agile Based Learning System				X			X				X												
Established 5-Year Police Officer Career Plans				X			X				X		X										
Entered into a Police Officer Legal Representation Contract				X			X				X												

# Santaquin Strategic Vision

## 2015-2016 Accomplishments

Preserving our agricultural heritage while developing a clean, fun, family oriented community through well-planned growth and fiscal responsibility

Project/Initiative	Departments					Provide Quality City Services				Maintain Sustainable Budget			Promote & Support Economic Development				Promote Community Involvement				Ensure Proactive Regional Collaboration		
	Administration	Community Development	Leisure Services	Public Safety	Public Works	Build well planned & reliable infrastructure	Continue to provide excellent public safety services	Maintain our valuable facilities	Provide affordable quality leisure services	Encourage the responsible use of resources	Encourage a highly motivated & well-trained municipal workforce	Encourage varied revenue streams	Enhance capital facility & replacement planning	Strategically plan for growth	Retain & expand existing businesses	Maintain fair & competitive development fees & incentives	Foster Job Creation	Inspire pride & ownership in neighborhoods, businesses & gathering places	Focus on communication & transparency	Promote & encourage diverse public events	Provide meaningful service opportunities & celebrate volunteer efforts	Encourage membership & leadership in decision making bodies	Be a voice of involvement in local, State & Federal government affairs
Police Reception Window Installation and Office Reconfiguration				X			X			X								X					
Police Records - Paperless Conversion	X			X			X		X				X										
Victim Advocate Program Implemented	X			X			X		X	X													
Police Data Storage for Wireless Upload of Police Video	X			X			X	X	X			X	X					X					
Interrogation & Evidence Room Video System Upgrade				X			X	X	X			X	X					X					
Police-Animal Control - Feral Cat Program Implemented				X			X		X														
Police Department Social Media and MyPd Application Implemented				X			X		X	X							X	X	X				
Quarterly Sex Offender Registry Police Verification Checks				X			X						X				X	X					
Traffic School Educational Classes Offered				X			X		X		X												
Drug Abuse Resistance Education (DARE)				X			X			X								X					
Police K-9 Unit Public Demonstrations				X			X			X			X					X	X				
Police Background Checks of Safety Sensitive Positions	X			X			X		X														
Curbside Recycling Implementation	X					X			X								X	X					
Utility Billing Ordinance Update - Reduction of Delinquent Period	X								X		X												
Records Storage and Electronic Imaging Project	X								X									X					
Sale of 400 East Properties	X	X							X		X		X	X	X	X							
Merchant Services Credit Card Change	X								X		X												
Increased Wireless Internet Access - Public Private Agreement	X					X		X			X	X	X	X		X							
Website Content Management Update & Social Media	X																	X					
What Do You Love About Santaquin - 2015 Photo Contest	X								X	X								X	X	X	X		
What Do You Love About Santaquin - 2015 Video Contest	X								X	X								X	X	X	X		

# Santaquin Strategic Vision

## 2015-2016 Accomplishments

Preserving our agricultural heritage while developing a clean, fun, family oriented community through well-planned growth and fiscal responsibility

Project/Initiative	Departments					Provide Quality City Services				Maintain Sustainable Budget				Promote & Support Economic Development				Promote Community Involvement				Ensure Proactive Regional Collaboration	
	Administration	Community Development	Leisure Services	Public Safety	Public Works	Build well planned & reliable infrastructure	Continue to provide excellent public safety services	Maintain our valuable facilities	Provide affordable quality leisure services	Encourage the responsible use of resources	Encourage a highly motivated & well-trained municipal workforce	Encourage varied revenue streams	Enhance capital facility & replacement planning	Strategically plan for growth	Retain & expand existing businesses	Maintain fair & competitive development fees & incentives	Foster Job Creation	Inspire pride & ownership in neighborhoods, businesses & gathering places	Focus on communication & transparency	Promote & encourage diverse public events	Provide meaningful service opportunities & celebrate volunteer efforts	Encourage membership & leadership in decision making bodies	Be a voice of involvement in local, State & Federal government affairs
Payson High School Student Internship & Scholarship	X			X			X			X							X	X	X	X			
Court - Recertification Approval Utah Court Administrators Office	X						X	X															
Court - Security Plan Authorship	X			X			X	X					X										
Court - Paperless Record Conversion	X			X			X			X									X				
Court - Outsourcing of Bailiff Services	X			X			X			X													
Court - Safety Window Installation	X	X					X			X									X				
Museum - 600 Visitors			X						X									X		X	X		
Museum - 1,200 Volunteer Hours Logged			X						X											X			
Museum - "Witches Night Out" & "Anniversary Heritage" Events			X						X									X		X			
Museum - State Facility Assessment Completed			X					X	X														X
Museum - Structural Analysis of Facility Completed			X					X	X			X											
Library - Annual Fundraising Dinner			X						X											X	X		
Recreation - New Karate Program Implemented			X						X	X	X	X	X		X		X	X		X			
Recreation - Season Scholarship Program \$6000+			X						X	X	X							X		X			
Recreation - Increased Staffing for Events Planning & Operations			X						X		X		X	X			X	X		X	X		
Participation on the Mountainland Assoc of Govt's (MAG) Governing Board	X																					X	
Participation on the Utah County Council of Governments Board	X								X		X	X	X					X				X	X
Participation on the MAG Technical Advisory Committee		X				X			X		X	X	X					X				X	X
Participation on the Summit Creek Water Management Group	X	X			X	X	X		X			X	X					X				X	X
Participation on the UVDispatch SSD Governing Board	X			X																		X	
Participation on the UVDispatch SSD Operations Board	X			X																		X	

# Santaquin Strategic Vision

## 2015-2016 Accomplishments

Preserving our agricultural heritage while developing a clean, fun, family oriented community through well-planned growth and fiscal responsibility

Project/Initiative	Departments					Provide Quality City Services				Maintain Sustainable Budget			Promote & Support Economic Development				Promote Community Involvement				Ensure Proactive Regional Collaboration		
	Administration	Community Development	Leisure Services	Public Safety	Public Works	Build well planned & reliable infrastructure	Continue to provide excellent public safety services	Maintain our valuable facilities	Provide affordable quality leisure services	Encourage the responsible use of resources	Encourage a highly motivated & well-trained municipal workforce	Encourage varied revenue streams	Enhance capital facility & replacement planning	Strategically plan for growth	Retain & expand existing businesses	Maintain fair & competitive development fees & incentives	Foster Job Creation	Inspire pride & ownership in neighborhoods, businesses & gathering places	Focus on communication & transparency	Promote & encourage diverse public events	Provide meaningful service opportunities & celebrate volunteer efforts	Encourage membership & leadership in decision making bodies	Be a voice of involvement in local, State & Federal government affairs
Participation on the Utah City Management Association Board	X																					X	X
Participation on the ULGT Technical Advisory Committee	X																					X	
Participation on the ULCT Legislative Policy Committee	X																					X	X
Participation on the Utah Agricultural Taskforce Committee		X											X	X				X				X	X
Participation on the APA Small Towns & Rural Areas Awards Committee		X										X	X									X	
Participation on the Utah County Power Master Plan Stakeholders Group		X				X						X	X									X	X
Participation on the Utah Public Works Association Board		X						X		X		X										X	X
Participation on the Utah Highway Traffic Safety Committee				X			X		X	X												X	
Participation on the Utah County Spillman Board				X			X		X	X												X	
Participation on the Utah County Law Enforcement Executive Board				X			X		X	X												X	
Participation on the Utah County Animal Shelter Board				X			X		X	X												X	
Participation on the South Utah Valley Municipal Water Association Board	X					X			X			X	X									X	
Participation on the Payson-Santaquin Chamber of Commerce Board	X										X			X			X	X	X	X		X	X
Participation on the Payson Area Communities That Care Board	X			X																		X	
Employee Evaluations	X	X	X	X	X					X													
Salary Review Committee Engagement (Council Representation)	X	X	X	X	X		X		X	X								X					
Santaquin University - Government 101 Classes for Council Candidates	X	X	X	X	X													X	X	X			
Day to Day Operations & Maintenance	X	X	X	X	X	X	X	X	X	X	X	X	X	X	X	X	X	X	X	X			

## GLOSSARY

### A

**ACCOUNTING PERIOD** A period of time for which financial records are prepared, (e.g. a month, quarter, or fiscal year)

**ACCOUNTING SYSTEM** The total set of records and procedures which are used to record, classify, and report information on the financial status and operations of an entity.

**ACCRUAL BASIS** The method of accounting under which revenues are recorded when they are earned, whether or not cash is received at the time, and expenditures are recorded when goods and services are received, whether cash disbursements are made at the time or not.

**AGENCY FUND** A fund which is used to account for assets held by a governmental unit in a trustee capacity or as an agency for individuals, private organizations, other governmental units, and/or other funds.

**ALLOT** To divide an appropriation into amounts which may be encumbered or expended during an allotment period.

**AMORTIZATION** The process of decreasing, or accounting for, a lump sum amount to different time periods, particularly for loans and other forms of finance, including related interest or other finance charges.

**ASSESSED VALUATION** A valuation set upon real estate or other property by a government body for the basis of levying taxes.

**AUDIT** A systematic examination of resource utilization concluding in a written report. It is a test of management's internal accounting controls and is intended to: ascertain whether financial statements fairly present financial positions and results of operations; test whether transactions have been legally performed; identify areas for possible improvements in accounting practices and procedures; ascertain whether transactions have been recorded accurately and consistently; and, ascertain the stewardship of officials responsible for government resources.

### B

**BALANCED BUDGET** A financial plan of operation in which revenues equal expenditures for the fiscal year. A balanced budget is required of municipalities by the State of Utah.

**BALANCE SHEET** A statement presenting the financial position of an entity by disclosing the value of its assets, liabilities and equities at a specified date.



**SANTAQUIN CITY**  
**2016-2017 APPROVED BUDGET**

---

**BASIS OF BUDGETING** Basis of budgeting refers to the method used for recognizing revenues and expenditures in the budget. The city uses the modified accrual basis of accounting for budgetary purposes, which is in compliance with Generally Accepted Accounting Principles.

**BOND** A written promise to pay (debt) a specified sum of money (called principal or face value) at a specified future date (called the maturity date) along with periodic interest paid at a specified percentage of the principal (interest rate).

**BUDGET** A plan of financial operation embodying an estimate of proposed means of financing them. Used without a modifier, the term usually indicates a financial plan for a single fiscal year. The term “budget” is used in two senses in practice. Sometimes it designates the financial plan presented to the appropriating body for adoption and sometimes it designates the plan finally approved by that body. It is usually necessary to specify whether the budget under consideration is preliminary and tentative or whether it has been approved by the appropriating body.

**BUDGET CALENDAR** The schedule of key dates or milestones which a government follows in the preparation and adoption of the budget.

**BUDGET DOCUMENT** The official written statement prepared by the City Manager and supporting staff which presents the proposed budget to the legislative body.

**BUDGET MESSAGE** A general discussion of the proposed budget presented in writing as a part of or supplement to the budget document. The budget message explains principal budget issues against the background of financial experience in recent years and presents recommendations made by the City Manager.

**BUDGET RETREAT** A meeting scheduled for the Mayor and Council with Administration to discuss important issues to be addressed in the budget. The place of the meeting is at a location away from the city council chamber and usually is at least a half day event.

**BUDGETING (APPROPRIATION)** The city prepares its budget in conformity with practices prescribed or permitted by the applicable statutes of the State of Utah.

## **C**

**CAPITAL ASSETS** Assets of significant value having a useful life of several years. Capital assets are also called fixed assets. Santaquin City considers an asset as a capital assets if the value is \$5,000 or more and the useful life is 5 years or more.

**CAPITAL BUDGET** A plan of proposed capital expenditures and the means of financing them. The capital budget is usually enacted a part of the complete annual budget which includes both operating and capital outlays. The capital budget should be based on a capital improvement program (CIP).

**SANTAQUIN CITY**  
**2016-2017 APPROVED BUDGET**

---

**CAPITAL EXPENDITURES** Expenditures for the acquisition, construction, or improvement of capital assets as determined by the asset's value and useful life.

**CAPITAL IMPROVEMENT PROGRAM (CIP)** A plan for capital expenditures to be incurred each year over a fixed period of several future years setting forth each expenditure.

**CAPITAL PROJECT** Any improvement or acquisition of major facilities with a useful life of at least five years such as roads, bridges, buildings, or land.

**CAPITAL PROJECTS FUND** A governmental fund used to account for financial resources to be used for the acquisition or construction of major capital facilities (other than those financed by Proprietary Funds).

**CASH BASIS** The method of accounting where revenues and expenditures are recognized as cash is received and disbursed.

**CASH FLOW BUDGET** A projection of the cash receipts and disbursements anticipated during a given time period. Typically, this projection covers a year and is broken down into separate projections for each month, week and/or day during the year.

**CERTIFIED TAX RATE (CTR)** A tax rate that will provide the same ad valorem property tax revenue for each taxing entity as was levied for the prior year by the entity, plus new growth, less the amount of increase to locally assessed real property taxable values resulting from factoring reappraisal, or any other adjustments.

**CONSUMER PRICE INDEX (CPI)** A time series measure of the price level of consumer goods and services published by the U.S. Bureau of Labor Statistics.

**COST OF LIVING ALLOWANCE (COLA)** A salary adjustment which helps maintain employee's purchasing power. Santaquin City's is based on the annual change to the Consumer Price Index.

## **D**

**DEBT SERVICE** Payment of interest and repayment of principal to holders of a government's debt instruments.

**DEBT SERVICE FUND** A governmental fund used to account for the accumulation of resources for, and the payment of, general long-term debt principal and interest.

**DEMAND** A type of measurement category. Demand represents the external factors that demonstrate the needs for the service(s) or program(s), i.e., population, service area, complaints, and waiting lists.

**SANTAQUIN CITY**  
**2016-2017 APPROVED BUDGET**

---

**DEPARTMENT** A major unit of organization in the city comprised of subunits called Functional Areas.

**DEPRECIATION** A decrease or loss in value, as because of age, wear, or market conditions. Used in accounting as an allowance made for a loss in the value of property.

## E

**EFFECTIVENESS** A category of measurement sometimes referred to as quality indicators. Effectiveness examines the degree to which services are responsive to the needs and desires of the customers (both external and internal). These measures tell how well the job is being performed, how well the intent is being fulfilled. Effectiveness encompasses both quality and quantity. Demand and the response to demand are often linked in these measures. These are the most difficult measures to collect and use, because the organization must develop a method of retrieving the information from outside those served.

**EFFICIENCY** A category of measurement sometimes called productivity. This is often measured in terms of unit costs over time. Sometimes timeliness of responses or reduction in previous delays is used to indicate efficiency. Efficiency refers to the ratio of the quantity of service (tons, gallons, hospital care days, etc.) to the cost in dollars or labor, required to produce the service. An efficiency measure can be either an output or input ratio (e.g., the number of trees trimmed per crew per day) or an input/output ratio (e.g., the dollar cost per permit application).

**ENCUMBRANCE** Includes obligations in the form of purchase orders, contracts, or other commitments. They cease to be encumbrances when paid, canceled, or when the actual liability is established.

**ENCUMBRANCE RE-BUDGETS** The balance of un-liquidated purchase commitments brought forward from the previous fiscal year.

**ENDING FUND BALANCE** Funds carried over at the end of the fiscal year. Within a fund, the revenue on hand at the beginning of the fiscal year, plus revenues received during the year, less expenses equals ending fund balance.

**ENTERPRISE FUND** A proprietary fund used to account for operations (a) that are financed and operated in a manner similar to private business enterprises where the intent of the governing body is that the costs of providing goods or services to the general public on a continuing basis be financed or recovered primarily through user charges; or (b) where the governing body has decided that periodic determination of revenues earned, expenses incurred, and/or net income is appropriate for capital maintenance, public policy, management control, accountability, or other purposes.

**SANTAQUIN CITY**  
**2016-2017 APPROVED BUDGET**

---

**EXPENDITURES** Decreases in net financial resources. Expenditures include current operating expenses which require the current or future use of net current assets, debt service, and capital outlays.

**F**

**FEES** Charges for specific services

**FINANCIAL POLICY** A government's directive with respect to revenues, spending, reserves, and debt management as these relate to government services, programs and capital investment. Financial policy provides an agreed upon set of principles for the planning and programming of government budgets and its funding.

**FISCAL PERIOD** Any period at the end of which a governmental unit determines its financial condition and the results of its operations and closes its books. NOTE: This is usually a year, though not necessarily a calendar year. Santaquin's fiscal year (FY) runs from July 1 to June 30.

**FIVE-YEAR FINANCIAL PLAN** An estimation of revenues and expenses required by the city to operate for the next five-year period.

**FIXED ASSETS** Assets of a long-term character that are intended to continue to be held or used, such as land, buildings, machinery, furniture, and other equipment.

**FORECAST** A prediction of a future outcome based on known and unknown factors.

**FRINGE BENEFITS** Contributions made by a government to meet commitments or obligations for employee-related expenses. Included is the government's share of costs for social security and the various pension, medical, and life insurance plans.

**FULL-COST ACCOUNTING** A branch of managerial accounting concerned with accumulating both direct and indirect costs for financial reporting and decision making purposes. By using this accounting technique, the city is able to assess the true cost of providing a service and its associated benefits.

**FULL-TIME EQUIVALENT (FTE)** One position funded for a full year. For example, a permanent employee funded and paid for 40 hours/week and 52 weeks/year or 2 employees each funded and paid for 20 hours/week and 52 weeks/year would be equal to one full-time equivalent.

**FUND** An independent fiscal and accounting entity with a self-balancing set of accounts recording cash and/or other resources together with all related liabilities, obligations, reserves, and equities which are segregated for the purpose of carrying on specific activities or attaining certain objectives.

**SANTAQUIN CITY**  
**2016-2017 APPROVED BUDGET**

---

**FUND BALANCE (EQUITY)** The excess of an entity's assets over its liabilities. A negative fund balance is sometimes called a deficit.

**FUND POSITIONS** A term referring to the number of authorized positions for which funding is included in a given fiscal year's budget.

## **G**

**GAAP ADJUSTMENTS** Differences arising from the use of a basis of accounting for budgetary purposes that differs from the basis of accounting applicable when reporting on operations in conformity with Generally Accepted Accounting Principles (GAAP). For example, depreciation and amortization in Enterprise Funds are not considered expenses on the budget basis of accounting, but are considered expenses on the GAAP basis.

**GENERAL ACCEPTED ACCOUNTING PRINCIPLES (GAAP)** Uniform minimum standards of, and guidelines to, financial accounting and reporting. They govern the form and content of the basic financial statements of an entity. GAAP encompass the rules, conventions, and procedures necessary to define accepted accounting practice at a particular time. They include not only broad guidelines of general application, but also detailed practices and procedures. The primary authoritative statement on the application of GAAP to state and local governments is the National Council on Governmental Accounting's Statement #1. Every government should prepare and publish financial statements in conformity with GAAP. The objectives of governmental GAAP financial reports are different from, and much broader than, the objective of business enterprise GAAP financial reports. *NOTE: Although this is a generally accepted definition, it comes from the accounting organization and does not necessarily reflect the best standard. As an example of the problems these standards create under certain conditions, GAAP defines the purchase of some capital equipment as an "investment," but the training of human resources to run that equipment is called an "expense."*

**GENERAL FUND** A fund that accounts for all financial resources necessary to carry out basic governmental activities of the city that are not accounted for in another fund. The General Fund supports essential city services such as police and fire protection, street maintenance, libraries, and parks and open space maintenance. Revenues to support the General Fund are derived from sources such as property tax, sales tax, franchise fees and service fees.

**GENERAL LONG-TERM DEBT** Represents any un-matured debt not considered to be a fund liability.

**GENERAL OBLIGATION BOND (G.O. BONDS)** A municipal backed by the credit and taxing power of the issuing jurisdiction rather than the revenue from a given project. General obligation bonds are issued with belief that a municipality will be able to repay its debt obligation through taxation or revenue from projects. No assets are used as collateral.

**GENERAL PLAN** The General Plan is a long-range planning document that provides the city a framework for action and the direction in which to focus that action. General Plan Elements are

**SANTAQUIN CITY**  
**2016-2017 APPROVED BUDGET**

---

areas in which the city has elected to administer and manage the delivery of services to its community.

**GENERAL PLAN GOAL** A long-term condition or end result that the city will work toward. Broad goals are set to maintain or affect community conditions. Each goal expresses a general and immeasurable value and is tracked by at least one indicator.

**GOVERNMENTAL ACCOUNTING STANDARDS BOARD (GASB)** An organization whose mission it is to establish and improve standards of state and local governmental accounting and financial reporting that will result in useful information for users of financial reports and guide and educate the public, including issuers, auditors, and users of those financial reports. In establishing its standards, the GASB exercises its judgment only after research, due process, and careful deliberation. GASB standards are officially recognized as authoritative by the American Institute of Certified Public Accountants and by many laws and regulations that apply to state and local governments.

**GOVERNMENTAL FUND** A fund through which most governmental functions typically are recorded and financed and include the General, Special, Revenue, Capital Projects, and Debt Service Funds.

**GOALS** A statement of broad direction, purpose or intent based on the needs of the community. A goal is general and timeless.

**GRANT** A contribution of assets (usually cash) by one governmental unit or other organization to another. Typically, these contributions are made to local governments from the state and federal governments. Grants are usually made for specific purposes.

## **I**

**IMPACT FEES** A type of charge for services imposed on new construction in order to support specific new demands on a given service, e.g., transportation, schools, parks and fire protection.

**IMPROVEMENT DISTRICTS** Consists of property owners desiring improvements to their property. Bonds are issued to finance these improvements, which are repaid by assessments on affected property. Improvement District debt is paid for by a compulsory levy (special assessment) made against certain properties to defray all or part of the cost of a specific capital improvement or service deemed to benefit primarily those properties.

**INFRASTRUCTURE** A set of interconnected structural elements under the jurisdiction of a municipal government or other local government. Municipal infrastructure typically includes transportation; water, sewer, and storm water drainage systems; and buildings, park and other improvements used to provide services to the local residents and economy.

**IN-LIEU PROPERTY TAX** Charges to the enterprise funds, which compensates the general fund for the property tax that would have been paid if the utilities were for-profit companies.

**SANTAQUIN CITY**  
**2016-2017 APPROVED BUDGET**

---

**INTERFUND TRANSFER** Amounts transferred from one fund to another.

**INTERNAL SERVICE FUND** A proprietary fund used to account for the financing of goods or services provided by one department or agency to other departments or agencies of the governmental unit, or to other governmental units, on a cost reimbursement basis.

## **L**

**LEGISLATIVE ISSUES** Major policy decisions made by the city council such as General Plan Sub-Elements, ordinances, and resolutions that require city council action.

## **M**

**MANDATE** A requirement imposed by a legal act of the federal, state, or local government.

**MEASURE** A term referring to any one of four different types of measure: a count, a ratio, a percentage, and a dollar amount. Before developing any measure, it is necessary to identify something that can be counted. In order to identify what is to be counted, the event being assessed must be determined, i.e., days spent in the hospital, certificates of occupancy issues, gallons of water treated, etc.

**MILL** A monetary measure equating to 0.001 of a dollar. When referring to the AD VALOREM TAX, it means that a 1-mill tax is one dollar of tax on \$1,000 of taxable value.

**MISSION** Defines the primary purpose of the city and is intended to guide all organizational decisions, policies, and activities (internal and external) on a daily basis.

**MILL LEVY** A levy assessed on property value for collection of tax revenues (also known as “tax rate”).

**MILEAGE RATE** The rate per one thousand dollars of taxable property value which, when multiplied by the taxable value, yields the tax billing for a given parcel.

**MINIMUM SERVICE LEVEL (MSL)** A term which defines the base outputs which are either legally mandated and/or considered to be the most important set of outputs of an organization. The minimum service level corresponds directly to the purpose or mission of the organization. MSL is the effort, expressed in terms of service and cost, below which it is not realistic or feasible to operate.

**MODIFIED ACCRUAL BASIS** The modified accrual basis of accounting is a mixture of both cash and accrual basis concepts. All funds are accounted for using the modified accrual basis of accounting. Revenues are recognized when they become measurable and available as net current assets. Sales taxes are recognized when in the hands of intermediary collecting agencies. All other intergovernmental revenues are recorded as revenue when received. Property tax revenues

**SANTAQUIN CITY**  
**2016-2017 APPROVED BUDGET**

---

are recognized in the fiscal year for which they are levied. Licenses and permits, charges for services, fines and forfeitures, and other revenues are recorded as revenue when received in cash. Expenditures are generally recognized under the modified accrual basis of accounting when the related fund liability is incurred. However, an exception to this general rule would include principal and interest on general long-term debt which is recognized when due.

## N

**NET ASSETS** A term used to describe the difference between assets and liabilities to show total fund equity of the fund.

**NET INCOME** Proprietary fund excess of operating transfers-in over operating expenses, non-operating expenses, and operating transfers-out.

**NON-AD VALOREM ASSESSMENT** A fee levied on certain properties to defray all or part of the cost of a specific capital improvement or service deemed to benefit those properties. The value of the property is not considered when calculating a NON-AD VALOREM ASSESSMENT. Instead, the cost of the facility or the service is allocated proportionately to the benefitted properties in a defined area. It is sometimes referred to as a SPECIAL ASSESSMENT. Generally, this is collected by the Tax Collector's Office on the annual consolidated tax bill like AD VALOREM TAXES.

## O

**OBJECTIVE** A statement specifying achievements to be attained within a prescribed time frame. An objective is exchanged/superseded by another objective at the expiration of the time frame. An objective is directly connected to how the resources of an organization will be used. An objective statement begins with an action verb and includes the quantified statement of the results expected as an outcome of the action.

**OPERATING BUDGET** Plans of current expenditures and the proposed means of financing them. The annual operating budget (or, in the case of some state governments, the biennial operating budget) is the primary means by which most of the financing acquisition, spending, and service delivery activities of a government are controlled. The use of annual operating budgets is usually required by law. Even where not required by law; however, annual operating budgets are essential to sound financial management and should be adopted by every government. See BUDGET.

**OPERATING REVENUE** Funds that the government receives as income to pay for ongoing operations. It includes such items as taxes, fees from specific services, interest earnings, and grant revenues. Operating revenues are used to pay for day-today services.



**SANTAQUIN CITY**  
**2016-2017 APPROVED BUDGET**

---

**ORDINANCE** A formal legislative enactment by the governing board of a municipality. If it is not in conflict with any higher form of law, such as a state statute or constitutional provision, it has the full force and effect of law within the boundaries of the municipality to which it applies.

**OUTCOME MANAGEMENT** A refinement of the Performance Management concept, Outcome Management is structured to place the focus on the end product, not the process. It is defined by high level, core outcomes that determine the service delivery components.

**OUTSTANDING DEBT** The balance due at any given time resulting from the borrowing of money or from the purchase of goods and services.

**P**

**PAY-AS-YOU-GO FINANCING** Pay-as-you-go financing of improvement projects from current revenues. Such revenues may come from general taxation, fees, charges for services, special funds, or special assessments.

**PERFORMANCE BUDGET** A budget wherein expenditures are based primarily upon measurable performance of activities.

**PERFORMANCE INDICATOR** A performance indicator is a measurement designed by a reasoning process to determine whether or not a service objective has been met. It measures the effectiveness of achieving the objective or how well the objective has been accomplished.

**PERFORMANCE MEASURE** Data collected to determine how effective or efficient a program is in achieving its objectives.

**PERSONAL SERVICES** Include the salaries and wages paid to employees plus the city's contribution for fringe benefits such as retirement, social security, health, and workers' compensation insurance.

**PROGRAM** A group of related activities performed by one or more organizational units for the purpose of accomplishing a function for which the city is responsible. A program differs from a division from the standpoint that cost centers from different departments may make up a program while cost centers from the same department to make up a division.

**PROGRAM BUDGET** A budget, which allocated money to the functions or activities of a government rather than to specific items of cost or to specific departments.

**PROJECT COSTS** All of the costs associated with a project. These costs include prior year actual expenditures, current year budgeted expenditures and future year planned expenditures.

**PROPERTY TAX** Based according to value of property and is used as the source of monies to pay general obligation debt (secondary property tax) and to support the general fund (primary property tax).

**SANTAQUIN CITY**  
**2016-2017 APPROVED BUDGET**

---

**PROPRIETARY FUND** A fund used to account for a government's ongoing organizations and activities which are similar to those often found in the private sector and include Enterprise and Internal Service Funds.

## **R**

**REBUDGET** Carryover. Represents encumbered and committed funds carried forward to the next fiscal year budget.

**REFUNDING BOND** A procedure whereby an issuer refinances an outstanding bond issue by issuing new bonds. There are generally two major reasons for refunding: (1) to reduce the issuer's interest costs or (2) to remove a burdensome or restrictive covenant imposed by the terms of the bonds being refinanced. The proceeds of the new bonds are either deposited into escrow to pay the debt service on the outstanding obligations when due, or they are used to immediately retire the outstanding obligations. The new obligations are referred to as the refunding bonds and the outstanding obligations being refinanced are referred to as the refunded bonds or the prior issue. (Refinancing)

**REPLACEMENT SCHEDULE** A schedule used to document information for vehicles and equipment currently used in operations. The information includes description of assets, year of purchase, useful life, amount of original purchase, year to be replaced, and estimated future cost of replacement.

**RESERVE FOR INVESTMENT FAIR MARKET VALUE CHANGE** The increase or decrease in the unrealized value of the investments held by any sub-fund. While the change in the fair market value of any investment is reflected as revenue (like interest) in the budget, it is important to note that until such time that the investments are sold, this revenue is unrealized and therefore there is no cash to support this revenue. As such, as part of the annual re-appropriation process, entries reserving the inception-to-date "Investment Fair Value Change" are recorded at the sub-fund level. If the Investment Fair Value Change represents a positive gain, the unrealized revenue will result in a higher fund balance, but since there is no cash it is important that this portion of fund balance be included in a restricted reserve to prevent it from being "spent" or appropriated.

**RESERVE** An account which records a portion of the fund balance which must be segregated for some future use and which is, therefore, not available for further appropriation or expenditure.

**RESIDUAL EQUITY** A transfer of net assets to another fund when separating a function or service from a combined function or service.

**SANTAQUIN CITY**  
**2016-2017 APPROVED BUDGET**

---

**RESTRICTED REVENUES** Funds collected for limited or specific expenditure purposes. These funds are earmarked for specific purpose by requirements within the resource origin, such as: regulations found in bond covenants; grant contracts; local ordinances; donations for a specific purpose; state statute; and federal law or administrative guidelines.

**REVENUE** The term designates an increase to a fund's assets which does increase a liability (e.g., proceeds from a loan); does represent a repayment of an expenditure already made; does represent a repayment a repayment of an expenditure already made; does represent a cancellation of certain liabilities; and does represent an increase in contributed capital.

**REVENUE BONDS** Bonds payable from a specific source of revenue, which do not pledge the full faith, and credit of the issuer. Revenue bonds are payable from identified sources of revenue and do not affect the property tax rate. Pledged revenues may be derived from operation of the financed project, grants, excise, or other specified non-property tax.

**RETAINED EARNINGS** Accumulation of net income closed to the balance sheet at the end of the fiscal year. Also known as net assets and used only in the enterprise funds.

**ROLLED-BACK RATE** The mileage rate which, when applied to the total amount of taxable value of property (excluding new construction), produces the same amount of tax dollars as the previous year. Calculation of the "rolled-back rate" is governed by Utah Statutes.

## **S**

**SELF INSURANCE** The retention by an entity of a risk of loss arising out of the ownership of property or from some other cause instead of transferring that risk through the purchase of an insurance policy.

**SERVICE LEVELS** Describes the present services provided by a city department and/or division within the department.

**SPECIAL ASSESSMENT** Another name for NON-AD VALOREM ASSESSMENT.

**SID** See Special Improvement District

**SPECIAL IMPROVEMENT DISTRICT** A special district created to make improvements, typically to infrastructure, in a given area. Property owners agree among themselves to pay into the district, in return for services which they also agree on. These payments, or assessments, can also be used to pay back debt created from improving the infrastructure for the district.

**SPECIAL REVENUE FUND** A governmental fund used to account for the proceeds of specific revenue sources (other than expendable trusts or for major capital projects) that are legally restricted to expenditures for specified purposes.

**STAKEHOLDER** Refers to anyone affected by or who has a stake in government.

**SANTAQUIN CITY**  
**2016-2017 APPROVED BUDGET**

---

This term stakeholder includes, but is not limited to: citizens, customers, elected officials, management, employees, and their representatives (whether unions or other agents) businesses, vendors, other governments, and the media.

**STATISTICAL SIGNIFICANCE** The numbers have been “crunched” by specific equations and formulas to indicate what chance the suggested relationship between factors happened just because of random chance, or luck, versus whether the suggested relationship could not have occurred by chance and is due to an objective “cause,” or reason. If a relationship is determined to be statistically significant, it is not due to luck.

## **T**

**TASK** A task is a specific activity that departmental personnel perform to accomplish the results of a service objective. It is the basic cost center of the performance budget. All resources are budgeted and expanded through a task or activity.

**TAXABLE VALUE** The assessed value of property minus any authorized exemptions (i.e., agricultural, homestead exemption). This value is used to determine the amount of ad valorem tax to be levied. The TAXABLE VALUE is calculated by the Property Appraiser’s Office in compliance with State Law.

**TAX ANTICIPATION NOTES** Notes issued in anticipation of taxes which are usually retired from taxes collected.

**TAX RATE** The amount of tax levied for each \$100 of assessed valuation.

**TAX RATE LIMIT** The maximum legal rate at which a municipality may levy a tax. The limit may apply to taxes raised for a particular purpose or for general purposes.

**TAXES** Compulsory charges levied by a government for the purpose of financing services performed for the common benefit. This term does not include specific charges made against particular persons or property for current or permanent benefits such as special assessments. Neither does the term include charges for services rendered such as sewer services.

**TENTATIVE BUDGET** A preliminary budget created for review of Mayor and Council in the first meeting in May of each year. It is to be available for public inspection 10 days before the final adoption of the budget.

**TRANSFERS** A term referring to monies moved from one budgetary fund or sub-fund to another. Because of legal or other restrictions, monies collected in one fund may need to be expended in other funds. A transfer is accomplished through Transfers-In (a source of funds) for the recipient fund and an equal Transfer-Out (a use of funds) for the donor fund. When this movement occurs between different funds, it is known as an Inter-fund Transfer. When it

**SANTAQUIN CITY**  
**2016-2017 APPROVED BUDGET**

---

occurs between the restricted and unrestricted portions of the same fund, it is known as an Intra-fund Transfer.

**TREND ANALYSIS** Examines changes over time, which provides useful management information such as the city's current financial situation and its future financial capacity to sustain service levels.

**TRUST FUNDS** Established to administer resources received and held by the city as the trustee or agent for others. Use of these funds facilitates the discharge of responsibility placed upon the city by virtue of law or other similar authority.

**TRUTH IN TAXATION PROCESS** The process established by the State (see Utah Code Ann 59-2-918 and 59-2-919) of notifying the public and holding a public meeting to discuss a proposed tax rate increase before the final rate is adopted.

## U

**UDOT** An acronym for the Utah Department of Transportation.

**UNRESERVED FUND BALANCE** The portion of a fund's balance that is not restricted for a specific purpose and is available for general appropriation.

**UNRESTRICTED REVENUES** A term referring to those revenues that can be used for any lawful expenditures supporting a wide variety of functions, or objectives

**USER FEES** Charges for specific governmental services. These fees cover the cost of providing that service to the user (e.g., building permits, animal licenses, park fees).

## W

**WORKLOAD** A category of measurement. Workload data provides a comparison of how output corresponds to the demand (e.g., people served, transactions processed in certain geographical locations, complaints addressed).

## Z

**ZERO-BASE BUDGETING (ZBB)** A method of detailed budget analysis and justification that combines elements of management by objectives and program evaluation. It is a vehicle to link management and planning to the budget process. ZBB starts with an examination of an agency's basic programs and services by the lowest management level, and continues up the organization as funding packages are prioritized at each level in accordance with available resources and desired outcomes. ZBB is a tool for objectively directing the allocation of funds among activities and programs. Its basis is the consideration of the efficiency and effectiveness of activities and programs.

SANTAQUIN CITY  
2016-2017 APPROVED BUDGET

---

ACRONYMS

AWWA	American Water Works Association
CDA	Santaquin Community Development and Renewal Agency
CIP	Capital Improvement Program
COG	Utah County Council of Governments
COLA	Cost of Living Allowance
CPI	Consumer Price Index
CTR	Certified Tax Rate
DNR	Utah Department of Natural Resources
FTE	Full Time Equivalent
GAAP	General Accepted Accounting Principles
GASB	Governmental Accounting Standards Board
GFOA	Government Finance Officers Association
MAG	Mountainland Association of Governments
MBR	Membrane Bio-Reactor
PTIF	Utah State Treasurer's Public Treasurers' Investment Fund
SID	Special Improvement District
SSD	Santaquin Special Service District for Road Maintenance
UDOT	Utah Department of Transportation
WRF	Santaquin City Water Reclamation Facility (Sewer)

**RESOLUTION 06-01-2016**

**A RESOLUTION ACCEPTING THE FY2016-2017 CERTIFIED TAX RATE**

**WHEREAS**, the City of Santaquin is a municipal entity and political subdivision of the State of Utah; and


**WHEREAS**, the Utah State Tax Commission has issued a Certified Tax Rate to be approved by the City of Santaquin for properties within the city boundaries; and

**WHEREAS**, the City of Santaquin is required to accept the proposed Certified Tax Rate within both Utah County and Juab County;

**NOW THEREFORE**, be it resolved by the City Council of the City of Santaquin, to accept and approve the Certified Tax Rate of **0.001754** for General Operations and **0.000155** for the Library which together creates a Total Municipal Certified Tax Rate of **0.001909** for the City of Santaquin.

**ADOPTED AND PASSED** by the City Council of the City of Santaquin, Utah this 15<sup>th</sup> day of June, 2016.

CITY OF SANTAQUIN

  
Kirk F. Hunsaker, Mayor

Attest

  
  
Susan B. Farnsworth, City Recorder