



2021 ANNUAL REPORT

SANTAQUIN POLICE DEPARTMENT

Santaquin City Police Department

2021 Annual Report

Table of Contents

Chief's Message	2
2021 Organizational Chart	3
Mission Statement	4
Activity Summary	4
Administrative	4
Professional Standards	4
Citizen Complaints	4
Police Service Calls	5
Cases	5
Part 1 Crimes	5
Arrests	6
Traffic	6
Investigations	7
Sex Offenders	7
Property	7
Code Enforcement/Animal Control	7
Victim Advocate Services	8

Appendices:

Victim Advocate Letter to Mayor and Council

Utah Court Filing Statistics for the Utah County Attorney's Office, 2017-2021

POLICE CHIEF’S MESSAGE

Santaquin City Mayor and Council:

The following report details the Santaquin Police Department’s activities throughout the past year. Some of the obstacles we faced in 2020 have carried on through 2021 as well, and we may continue to see lasting effects for a while. However, as you look through this report, you will see that we are on the rise again. In 2021 we had 9,135 police service calls, vs. 8,333 in 2020, a 9.6% increase. We also increased in case numbers by 5% from 3,573 to 3,752.

This past year we started up again with our high school internship program, since we temporarily canceled it the year before. We were also able to participate in shop with a cop this year. We value opportunities like this for community outreach, and we look forward to more opportunities as circumstances permit.

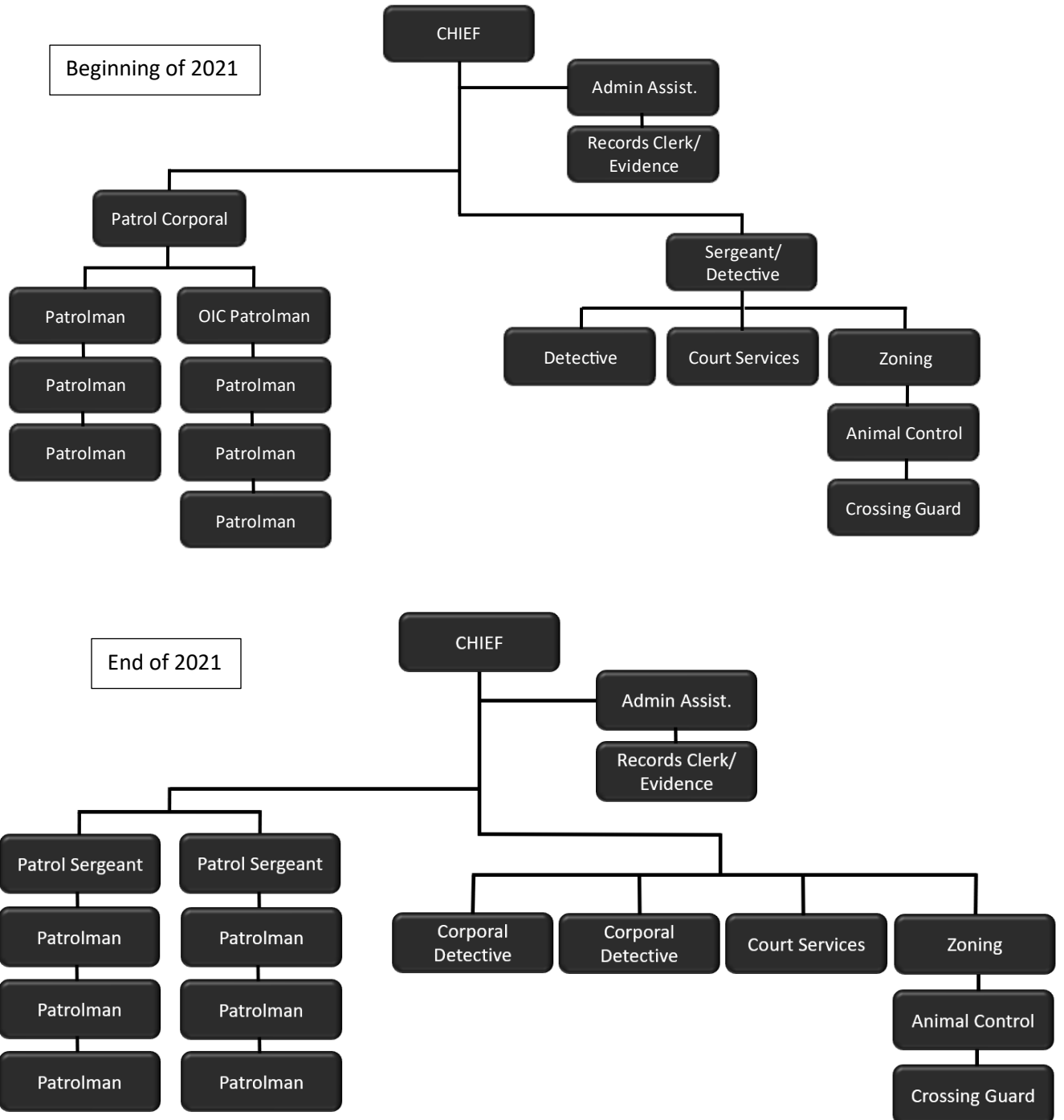
As you look over the information in the following pages, please contact me with any questions you may have.

Respectfully,

Rodney Hurst
Chief of Police

POLICE DEPARTMENT

2021 Organizational Structure



Mission Statement

The Mission of the Santaquin City Police Department is to provide a safe environment for life and property within Santaquin City through quality service.

Activity Summary 2021

Total Police Service Calls	9,135
Avg Daily Police Service Calls	25
Cases	3,752
Avg Monthly Cases	313
Avg Daily Cases	10

Crimes Against Person	449
Homicide	0
Sex Offense	22
Assault	55
Child Abuse/Neglect	74
All Other Crimes Against Person	298
Property Crimes	366
Robbery	0
Fraud/Forgery/Financial Crime	53
Burglary	11
Vehicle Burglary	20
Motor Vehicle Theft	6
Theft	50
Arson	0
Vandalism	69
All Other Property Crime	157
Domestic Violence	65
Arrests	388

Traffic	3,773
Accidents	165
Stops	2,655
Citations	953
Fatalities	0
DUI Offenses	41

Administrative

Budget

2021-2022 Fiscal Year Budget	
Total Police Budget	\$2,173,807

Grants

JAG Grant- \$3,500

For: Replacement of four (4) old body-worn cameras that were no longer functioning.

Beer Tax Funds- \$12,470.04

For: In-car and body-worn cameras to assist in the apprehension of alcohol-impaired drivers.

Personnel Actions

	Hired	Resigned
Full Time Sworn Officer	1	
Part Time Sworn Officer	1	
Full Time Records Clerk	1	
Part Time Records Clerk		1
Part Time Evidence Technician	1	
Total	4	1

Professional Standards

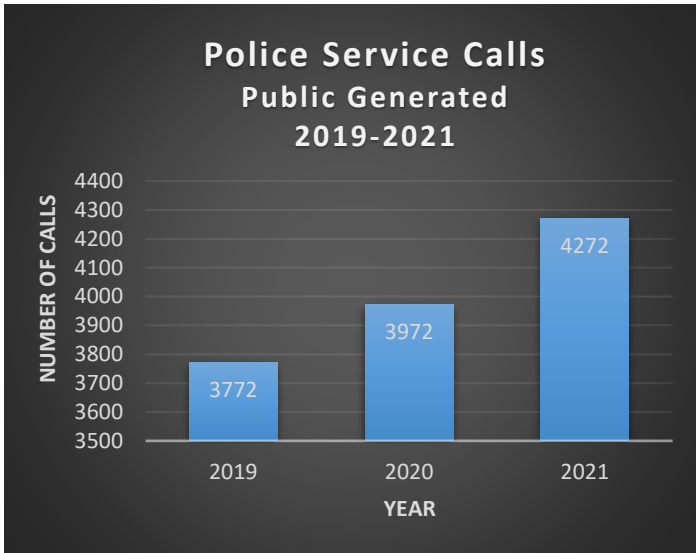
The Police Department strives to ensure employees act in a manner consistent with Santaquin City's mission, values, and objectives. Complaints from citizens and alleged policy violations are taken seriously. Investigations are done to determine legitimacy of the complaint or violation and appropriate action is taken accordingly.

Citizen Complaints

Citizen complaints are those that come from outside sources, including third party complaints. Citizen complaints are categorized into four types: minor complaints, major complaints, service complaints, and confidential complaints. Complaints are thoroughly investigated and the Police Chief notifies the complainant in writing of the final disposition.

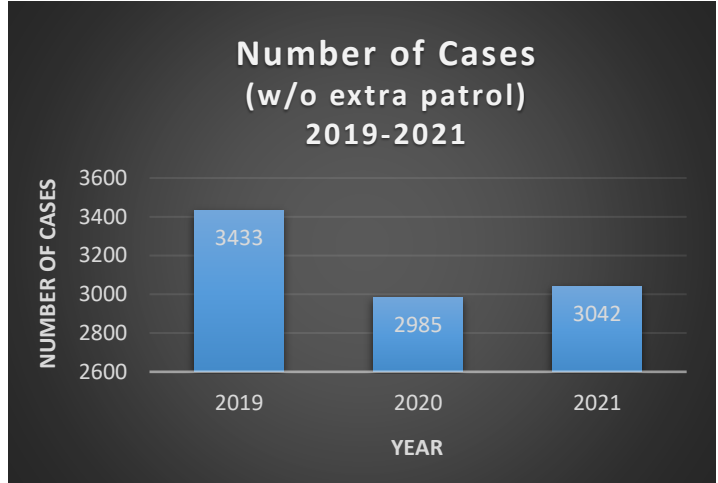
Police Service Calls

Police service calls include requests solely through dispatch, made by citizens for police service as well as officer generated activity, some administrative duties, and follow up on previous calls. These do not include the calls received through the office in which dispatch is not requested. The graph below depicts specifically calls that were generated by the public over the past 3 years. The increase in public service calls continues to grow, consistent with a steady growth of our city population.



Cases

Cases are created from police service calls that require documentation by the responding officer. The following graph displays a drop in 2020, with a slight comeback in 2021. It is interesting to note, that although our case numbers decreased during the pandemic, the number of public-generated calls above still increased at an even higher rate than ever before.



Top 10 Cases

Top 10 Cases	
Animal Call	487
Traffic	385
Drugs/Paraphernalia	150
Motorist Assist/Keys	144
Keep the Peace	111
Welfare Check	100
Juvenile Problem	84
Nuisance	83
Theft	80
Child Abuse/Neglect	74

Part 1 Crimes

Santaquin City participates in the FBI’s UCR (Uniform Crime Reporting) program. In 2020, our department made the switch from summary-based reporting to incident-based reporting, which is known as NIBRS (National Incident Based Reporting System). The switch to NIBRS was required by the FBI as they retired the summary-based system in January 2021.

NIBRS reporting is much more in depth and provides the state and FBI with a more accurate depiction of the total crimes being committed. Where summary-based would

report only the most severe crime, NIBRS reports all crimes committed within an incident.

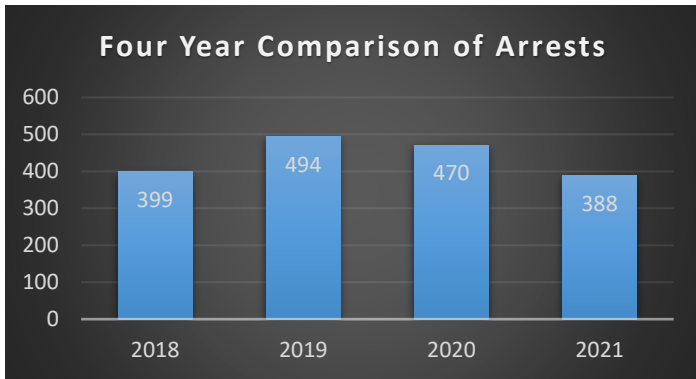
The index crimes reported to the state and FBI over the past two (2) years are listed below.

Index Crimes			
	2020	2021	Change
Homicide	0	0	0%
Rape	3	4	33%
Robbery	0	0	0%
Aggravated Assault	3	7	133%
Burglary	12	10	-16%
Larceny/Theft	58	69	21%
Motor Vehicle Theft	5	10	100%
Total Index Crimes	80	100	25%

Yearly Comparison of Index Crimes

Arrests

An arrest is counted when criminal charges are filed on an individual regardless if the individual was cited and released, served with a summons to appear in court, or physically arrested and booked into jail.



Although the total number of arrests are down in 2021, the number of physical jail bookings are on the rise. The following graph displays the number of jail bookings over the past three years.



As with our case numbers, we see a significant drop in 2020, with a slight rise in 2021, reflecting the slow, yet steady recovery from the lasting effects of the pandemic.

2021 Arrest Demographics

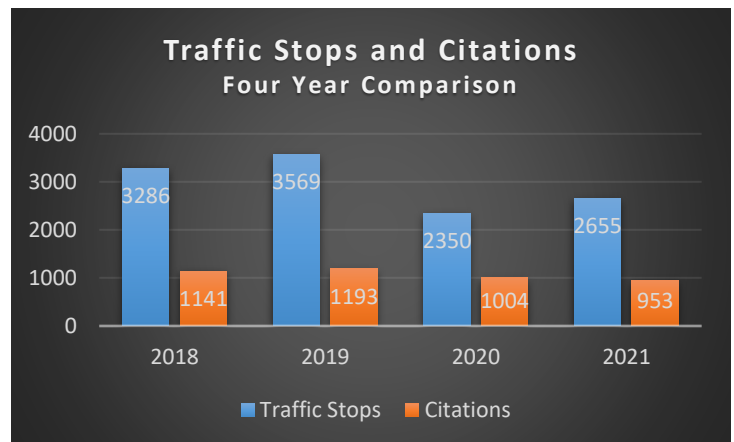
Age Range	
7-14	3%
15-19	15%
20s	33%
30s	27%
40s	15%
50s	5%
60+	2%

Arrests by age range

Traffic

Stops and Citations

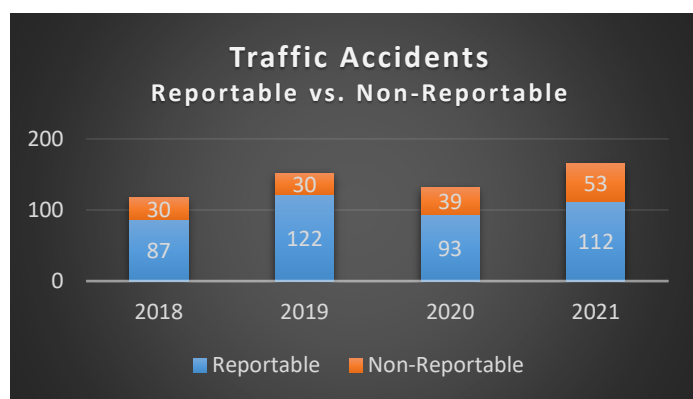
There were a total of 2,655 traffic stops and 953 citations in 2021.



Accidents

Traffic accidents are categorized as either reportable or non-reportable. Accidents resulting in injury to or death of any person, or accidents with total property damage to the apparent extent of \$1,500 are considered reportable.

There were a total of 165 accidents reported in 2021; 112 reportable and 53 non-reportable.



Four year comparison of traffic accidents

Fatalities

There were zero fatality accidents in Santaquin/Genola in 2021.

Investigations

The Detective Division investigated 175 cases in 2021.

Sex Offenders

In 2021, there were 14 sex offenders registered in Santaquin/Genola.

Sex Offenders			
	2020	2021	Change
Registered Sex Offenders	18	14	-22%
Compliance Checks	47	56	19%
Violations	0	0	0%

Yearly comparison of sex offender registrations

Property

	2020	2021	Change
Items Received	334	398	19%
Items Released	38	65	71%
Items Destroyed	10	435	4250%

Yearly comparison of property items handled

Typically our property numbers in regards to release and destruction fluctuate from year to year, however, we do tend to see a continual increase in items received, as is evident in the table above. In 2021, we transitioned some evidence responsibilities over to our part-time records clerk. This resulted in a significant increase in items destroyed due to the time dedicated to clean up the evidence room, and go through the process of eliminating old evidence that is no longer needed.

Code Enforcement/Animal Control

In January 2021, we transitioned one of our patrol corporals into the code enforcement position. A majority of the code enforcement cases were covered by him during business hours, while the remaining were divided among the patrol officers after hours as needed.

The code enforcement officer generated 247 cases in 2021, while our animal control officer (ACO) generated 281 cases.

Code Enforcement/ACO Cases	
Abandoned Vehicle/Impounds	25
Animal Complaint	225
Motorist Assist/Keys	54
Nuisance	78
Parking Problem	102
Other Code Enforcement	18
Total	502

Code enforcement/ACO cases by violation

Code Enforcement/ACO Citations	
Animal	60
Other	44
Total	104

Code enforcement/ACO citations

Please see attached letter for more information regarding the victim advocate program.

Victim Advocate Services

Santaquin City contracts with the Utah County Sheriff’s Office for victim advocate services. The services offered are broken down into the following categories:

- Information and Referral
- Personal Advocacy/Accompaniment
- Emotional Support/Safety
- Shelter/Housing
- Criminal/Civil Justice System
- Additional Services

The following graph displays the number of services offered in the year 2021.

